COUNTY GOVERNMENT OF NANDI

DEPARTMENT OF FINANCE AND ECONOMIC PLANNING

COUNTY ANNUAL PROGRESS REPORT (CAPR)

FY 2019/2020

AUGUST 2020

FOREWORD

The Nandi County Annual Progress Report (CAPR) 2019 is a consistent capture, analysis and reporting of progress in implementation of projects and programmes in the County Integrated Development Plan (CIDP) 2018-2022. This initiative ensures that there is accountability, efficiency and effectiveness in the management of public funds. It also enhances the linkages between development plans, policy implementation and budgeting as provided for by Part 5 Section 220(2) of the Constitution. The report indicates in summary, status and gaps in projects and programmes implementation against the set targets and also provides explanation on why policy objectives were not attained in the work plans within the period under review thus drawing upon some key findings and policy recommendations. In terms of scope, the report analyzes Government-wide programmes and projects implemented by the County departments in the last three years (from FY 2017 to FY 2019). By examining the performance and management of public projects and programmes against the set targets in the plans, the County is better able to assess not only the impact of their investment but also the effectiveness of budget planning and execution. As such, CAPR is a critical tool in diagnosing project implementation challenges, realize effective and transparent budget allocations and most importantly adopt policy measures.

This report provides useful lessons and best practices to policymakers and program design and implementers to deeply understand effective project management and efficient public expenditure process. Most importantly information will also be useful in updating the development partners and residents of Nandi on implementation of the CIDP as well as how resources are being allocated and utilized.

It is the governments' intention to work with likeminded stakeholders to embrace monitoring and reporting using the Annual Progress Reports to support accountability. It is expected that effective feedback to government will increase learning and encourage remedial actions towards development initiatives. I have no doubt that implementation of lessons and policy recommendations in the report will significantly transform our performance budget planning and execution, improve on compliance to the principles of public finance management as well as service delivery.

CPA, ALFRED LAGAT
CECM- FINANCE AND ECONOMIC PLANNING

ACKNOWLEDGEMENT

Monitoring and Evaluation plays a critical role in supporting uptake of evidence-based policy decision-making towards realization of the CIDP 2018-2022. The development of the County Annual Progress Report, 2019 was a result of collaborative efforts, dedication, commitment and input from different stakeholders.

This Report would not have been realized without the support and guidance of the County leadership led by His Excellency the Governor, Hon. Steven Sang and his Deputy Hon. Yulita Mitei**.** I would also like to further extend my appreciation to all CEC Members and Chief Officers for their involvement in preparing this report. My particular appreciation goes to the CEC member for Fiance and Economic Planning for his guidance and overall oversight in preparation of this report.

Special recognition goes to all the technical officers from the County departments who provided data and information that went into the report as well as active involvement in the preparation process. My sincere gratitude goes to the County Technical Oversight Committee (TOC) Members as well as the County Economists for their technical input and in-depth contribution during the preparation and finalization process of the CAPR. I also acknowledge the contribution by the County Directorate of Communication, Sub County and Ward Administrators during the field visits to collect project specific data that went into the report.

I am also grateful for the support received from the County Treasury without which the preparation of this report would not have been possible. I therefore take this opportunity to thank all those who in various ways, made production of the 2019 CAPR a success.

CHIEF OFFICER, ECONOMIC PLANNING

EXECUTIVE SUMMARY

This report records result of monitoring exercise carried out between 13th and 17th July, 2020 to track development of projects and programs that were rolled over from previous financial years and even more specifically for FY 2019/2020.

This exercise was conducted with the following objectives:-

1. Fulfill the legal requirements in section 220(2) of the Constitution of Kenya 2010 as read with section 108 of the County Government Act, 2012;
2. Ascertain implementation progress of projects and programs across the departments;
3. Document achievements and track implementations of CIDP and departmental adherence to plans as informed by resource allocation in the budget;
4. Suggest possible remedy for projects and programs that are facing long standing challenges

The exercise was conducted on projects and programs advised by respective departments based on their work plans and budgets. The Department provided technical documents (Budgets, BQ, Structural architectural plans, Contract Agreements engaging the suppliers and contractors, work schedules among others) that guided implementation of empirical tools of measurements.

It was conducted by a selected team of economist and Technical Oversight Committee (ToC) Members through observations, measurement taking, and interview of key informants and cross checking with the technical documents during field visits.

After analysis of data, the following observations were made and recorded in the departments:

1. Some Financial Years 2017/2018 and 2018/2019 projects were still incomplete with the greater percentage noted in the Department of Education and Vocational Training;
2. Other than the department of Transport and Infrastructure, most other departments had delays in implementation of FY 2019/2020 projects and programs;
3. Outbreak of COVID- 19 posted a remarkable challenge in overall project and program implementation on two grounds:
    a) Re-allocation of funds to fund the fight of the pandemic;
    b) World Health Organization restriction and fear derailed the implementation schedule;
4. Availability of technical documents on time remained a challenge;
5. Whereas the Department of Transport and Infrastructure and Health and Sanitation recorded a remarkable overall achievements poor weather in form of

heavy rains and lack of support infrastructure militated against the realization of overall objectives in the two departments respectively;

6. Most departments did not adhere to work schedules with most projects, being implemented outside the contention period;
7. Lethargy in addressing non-responsive contractors by the respective departments;
8. Under budgeting and inadequacies in preparation of technical documents;

This report notes with concern the delay in implementation of projects which bring about rollover with the attendant technicalities. It also provides recommendations for efficient project management in future.

ACRONYMS AND ABBREVIATIONS

ADP:	Annual Development Plan
AGPO:	Access to Government Procurement Opportunities
APR:	Annual Progress Report
ASDSP:	Agricultural Sector Development Suppo
BQA:	Black Quarter Anthrax
CAPR:	County Annual Progress Report
CEC:	County Executive Committee
CECM:	County Executive Committee Member
CHMT:	County Health Management Team
CIDP:	County Integrated Development Plan
CO:	Chief Officer
D-APR:	Departmental Annual Progress Report
ECD:	Early Childhood Development and Education
FAO:	Food and Agricultural Association
FCS:	Farmers Cooperatives Society
FMD:	Foot & Mouth Disease
GDP:	Gross Domestic Product
HMIS:	Health Management Information System
KCRH:	Kapsabet County Referral Hospital
KERRA:	Kenya Rural Roads Authority.
KENHA:	Kenya National Highways Authority.
KURA:	Kenya Urban Roads Authority.
LSD:	Lumpy Skin Disease
MoH:	Ministry of Health
MTP:	Medium Term Plan
NARIGP:	National Agricultural and Rural Inclusive Growth Program
NCD:	New Castle Disease
NCIDP:	Nandi County Integrated Development Plan
PFM:	Public Financial Management
PPR:	Peste Des Petits Ruminants
PPRA:	Public Procurement Regulatory Authority
RMLF:	Road Maintenance Levy Fund
SDCP:	Small holder Dairy Commericialization Programme
VTC:	Vocational Training Centre

TABLE OF CONTENTS

FOREWORD i
ACKNOWLEDGEMENT i
EXECUTIVE SUMMARY ii
ACRONYMS AND ABBREVIATIONS v
TABLE OF CONTENTS vi
List of Tables x
List of Figures xi
List of Photos xii
List of Annexes xiii
CHAPTER ONE 1
INTRODUCTION 1
1.1 Overview of the CAPR 1
1.2 Scope 1
1.3 Methodology 2
1.4 Limitations 2
1.5 Organization of the CAPR 2
CHAPTER TWO 4
2.0: COUNTY PERFORMANCE 4
2.1: FINANCE AND ECONOMIC PLANNING 4
2.1.1 Overview of the Department 4
2.1.2 Revenue Performance 4
2.1.2.1 Discussion of Results 6
2.1.2.2 Challenges and Recommendations 7
2.1.2.3 General Recommendations 9
2.2 HEALTH AND SANITATION 9
2.2.1 Overview of the Department 9
2.2.2 Health and Sanitation Performance on CIDP Indicators 9
2.2.2.1 Discussion of Results 14
2.2.3 Health and Sanitation Project Implementation status 16
2.2.3.1 Health and Sanitation Project Implementation findings 17
2.2.3.2 Health and Sanitation Project Implementation Challenges 18
2.2.3.3 Health and Sanitation Recommendations 18
2.2.4 Key Achievements/Milestones 18
2.3 TRANSPORT AND INFRASTRUCTURE 20
2.3.1 Overview of the Department 20
2.3.2 Transport and Infrastructure Performance on CIDP Indicators 21
2.3.2.1 Discussion of Results 22

2.3.3 Transport and Infrastructure Project Implementation status 23
2.3.3.1 Sector specific Challenges 24
2.3.3.2 Observations and Policy Recommendations 24
2.3.4 Key Achievements/Milestones 25
2.4: AGRICULTURE AND COOPERATIVE DEVELOPMENT 26
2.4.1 Overview of the Department 26
2.4.2 Crop Development Performance on CIDP Indicators 27
2.4.2.1 Discussion of Results 28
2.4.3 Livestock Production 29
2.4.3.1: Livestock Development Performance on CIDP Indicators 29
2.4.3.2: Discussion of Results 30
2.4.4 Veterinary Services 31
2.4.4.1 Veterinary Services Performance on CIDP Indicators 32
2.4.4.2 Discussion of Results 33
2.4.5: Cooperative Development 35
2.4.5.1: Cooperative Development Performance on CIDP Indicators 35
2.4.5.2 Discussion of Results 36
2.4.6 Agriculture and Cooperative Development Project Implementation status 37
2.4.6.1 Implementation findings 39
2.4.6.2 Implementation Challenges 39
2.4.6.3 Recommendations 39
2.4.7 Key Achievements/Milestones 40
2.5 EDUCATION AND VOCATIONAL TRAINING 42
2.5.1 Overview of the department 42
2.5.2 Performance on CIDP Indicators 42
2.5.2.1 Discussion of Results 47
2.5.3 Project Implementation status 48
2.5.3.1 Sector Specific Challenges 49
2.5.3.2 Observations 49
2.5.2.3 Recommendations 49
2.5.4 Key Achievements/Milestones 50
2.6 LANDS ENVIRONMENT AND NATURAL RESOURCES 52
2.6.1 Overview of the Department 52
2.6.1 Land, Environment and Natural resources Performance on CIDP Indicators 52

2.6.1.1 Discussion of Results 55
2.6.2 Lands, Environment and Natural resources Project Implementation Status 56
2.6.2.1 Project Implementation findings 57
2.6.2.2 Project Implementation Challenges 58
2.6.2.3 Recommendations 58
2.7. SPORTS, YOUTH AFFAIRS AND ARTS 61
2.7.1 Overview of the Department 61
2.7.2.1 Discussion of results 64
2.7.3 Project Implementation status 65
2.7.3.1 Sector Specific Challenges 66
2.7.3.2 Observations 66
2.7.3.3 Policy Recommendations 66
2.7.4 Key Achievements/Milestones 67
2.8: TOURISM, CULTURE AND SOCIAL WELFARE 67
2.8.1 Overview of the department 68
2.8.2 Tourism, Culture and Social Welfare Performance on CIDP Indicators 68
2.8.2.1 Discussion of Results 71
2.8.3 Tourism, Culture and Social Welfare Project Implementation status 73
2.8.3.1 Project implementation findings 74
2.8.3.2 Project Implementation Challenges 74
2.8.3.3 Recommendations 75
2.8.4 Key Achievements/Milestones 75
2.9: ADMINISTRATION, PUBLIC SERVICE AND e-GOVERNMENT 77
2.9.1 Overview of the Sector 77
2.9.2: Administration, Public Service and e-Government Performance on CIDP 77
Indicators 77
2.9.2.1 Discussion Of Results 82
2.9.3 Project Implementation status 84
2.9.3.1 Sector Implementation Challenges 85
2.9.3.2 Observations 85
2.9.4 Key Achievements—key under each programme 85
2.10 TRADE, INVESTMENT AND INDUSTRIALIZATION 87
2.10.1 Overview of the Department 87
2.10.2 Trade, Investment and Industrialization Performance on CIDP Indicators 88

2.10.2.1 Discussion of Results 90
2.10.3.1 Sector specific challenges 92
2.10.3.2 Observations 92
2.10.3.3 Recommendations 92
2.10.4 Key Achievements/Milestones 93
CHAPTER THREE 94
3.1 FINDINGS, CHALLENGES AND RECOMMENDATIONS 96
3.1.1 FINDINGS 96
3.1.2 CHALLENGES 99
CHAPTER FOUR 101
4.0 LESSONS LEARNT AND CONCLUSION 101
4.1 Lessons learnt 101
4.2: Conclusion 101

List of Tables

Table 1: Revenue Performance by Revenue Source for FY 2017/2018 to FY 2019/2020 4
Table 2: QUARTERLY RESULT COMPARISON 5
Table 4: Health and Sanitation Performance on CIDP Indicators 9
Table 5: Health and Sanitation Project Implementation status 16
Table 6: Transport and Infrastructure Performance on CIDP Indicators 21
Table 7: Transport and Infrastructure Project Implementation status 23
Table 8: Crop Development Performance on CIDP Indicators 27
Table 9: Crop Development Performance on CIDP Indicators 29
Table 10: Veterinary Services Performance on CIDP Indicators 32
Table 11: Cooperative Development Performance on CIDP Indicators 35
Table 12: Agriculture and Cooperative Development Project Implementation status 37
Table 13 Performance on CIDP Indicators 42
Table 14: Project Implementation status 48
Table 15: Land, Environment and Natural resources Performance on CIDP Indicators 52
Table 16: Lands, Environment and Natural resources Project Implementation Status 57
Table 17: Sports, Youth Affairs and Arts Performance on CIDP Indicators 61
Table 18: Project Implementation status 65
Table 19: Tourism, Culture and Social Welfare Performance on CIDP Indicators 68
Table 20: Tourism, Culture and Social Welfare Project Implementation status 73
Table 21: Administration, Public Service and e-Government Performance on CIDP Indicators . 77
Table 22: Project Implementation status 84
Table 23: Trade, Investment and Industrialization Performance on CIDP 88
Table 24: Trade, Investment and Industrialization Project Implementation status 91
Table 25: Summary of Projects Implementation Status for FY 2017/18–FY 2019/2020 97

List of Figures

Figure 1: Trend in Local Revenue Collected for the FY 2015/16 to 2017/18 5
Figure 2: Graphical Quarterly Result Comparison 6
Figure 3: Graphical Representation of implementation status for the three year period 17
Figure 4: Graphical Representation of Implementation Status for the three Years period 23
Figure 5: Graphical Representation of Implementation Status for the Threeyear period 37
Figure 6: Graphical representation of implementation status for the three year period 48
Figure 7: Graphical representation of implementation status for the three year period 57
Figure 8: Graphical representation of implementation status for the three year period 65
Figure 9: Graphical representation of implementation status for the three period 73
Figure 10: Graphical representation of implementation status for the three year 84
Figure 11: Graphical representation of implementation status for the three year period 91
Figure 12: Graphical Comparison in July, 2020 and July, 2019 of Projects Completion Rate For The Fy 2019/2020 98
Figure 13: Graphical Comparison in July, 2020 and July, 2019 of Projects Completion Rate For The Fy 2018/2019 99
Figure 14: Graphical Comparison in July, 2020 and July, 2019 of Projects Completion Rate for the FY 2017/2018 99
Figure 15: Graphical Comparison Summary of Cummulative project Completion Rates per department 102
Figure 16: Graphical Summary of Completion Rate per FY 103

List of Photos

Photo 1 Health and Sanitation Sampled projects Photos 20
Photo 2: Roads and Infrastructure sampled Photos 25
Photo 3: Agriculture and Cooperative Development Sampled Photos 41
Photo 4: Education and Vocational Training Sampled Photos 50
Photo 5: Lands, Environment and Natural resources Sampled Photo 60
Photo 6: Sports, Youth Affairs and Arts Sampled Photo 67
Photo 7: Tourism, Culture and Social Welfare Sampled Photos 75
Photo 8: Administration, Public Service and E-Government Sampled Photos 87
Photo 9: Trade, Investment and Industrialization Sampled Photos 93

List of Annexes

Annex 1. Health and Sanitation 1
Annex 2 Transport And Infrastructure 25
Annex 3: Agriculture and Cooperative Development 54
Annex 4: Education and Vocational Training 75
Annex 5: Lands Environment and Natural Resources 123
Annex 6: Sports, Youth Affairs and Arts 171
Annex 7: Tourism, Culture and Social Welafre 178
Annex 8: Administration, Public Service and e-Government 182
Annex 9: Trade, Investment and Industrialization 189

CHAPTER ONE

INTRODUCTION

1.1 Overview of the CAPR

The County Annual Progress Report aims at monitoring the implementation of the Annual Development Plans thus realization of the County Integrated Development Plan (CIDP) goals. County Annual Progress Report (CAPR 2020) provides an assessment of the extent to which intended policies, program, and projects under the ADP 2019/20 were implemented, whether or not the objectives were met and the key lessons learned. It reviews the targets, outputs and outcome realized during the ADP 2019/20 as well as reviewing performance based on the targets spelt out in the CIDP.

Preparation of the CAPR is coordinated by Monitoring and Evaluation Unit in the department of finance and economic planning. The directorate collaborates with the other departments championed by the M&E officers, TOC Members and ward administrators. The reporting and development of the CAPR is undertaken within the framewok of CIMES and also in pursuant to section 37 of the county Governmnets Act, 2012.

Detailed implementation status and milestones realized by projects prioritized in the 2019/20 financial year together with the FY 2018/19 and 17/18 projects has been annexed to the report.

1.2 Scope

The County Department of Finance and Economic Planning (M&E Unit) conducted a county -wide annual Monitoring and Evaluation exercise of programmes and projects that were planned to be implemented by the County Government in the FY 2019/2020 and projects whose implementation was rolled over from FY 2018/2019 and FY 2017/2018. However, the exercise did not cover some World Bank programmes such as NARIGP, Murram for Road Works, assistive devices to Persons with Disabilities (PWDs), Road Works done by the County and Hired Machines, ICT Systems, Environmental conservation programmes, physical planning and Survey due to logistical and time constraints. The information captured in the report on these programmes was attained from the respective departments. The Annual M&E exercise for FY 2019/2020 was

conducted from 13th to 17th July, 2020 and was aimed at collecting and collating project specific data to inform the preparation of the CAPR.

1.3 Methodology

Data collection for this report comprised of two levels. The first level entailed a review of relevant documents such as the County Integrated Development Plan (CIDP), FYs 2019/2020, 2018/2019 and 2017/2018 Annual Development Plans, Approved budgets and Bills of Quantities of the respective projects. This was in a bid to establish whether project planning followed the due process and whether adequate funds were allocated for implementation. The second level entailed the physcial verification of the identified projects per department to reflect the reality on the ground. Data collection was carried out through observations, questionnaires and structured interviews from key informants.

Data collected was mostly qualitative in nature. It was analyzed using descriptive and inferential statistics where computer soft ware such as Excel and SPSS were used to analyze data and presented in the form of tables and graphs.

1.4 Limitations

The exercise experienced the following challenges/limitations;

a) Unavailability of the Bills of Quantities for some projects made it difficult to ascertain the scope of works and even quantify the amount of works done.
b) Inaccessibility of some of the project sites by the Monitoring team.
c) Difficulty in ascertaining the amounts paid per projects by the departments.
d) Difficulty in ascertaining the amount of works done by some county departments due to inaccessibility to project information and technical documentation by the M&E team.

1.5 Organization of the CAPR

This report has been organized into three chapters together with annexes detailing projects implemented by the County deprtments in the FY 2017 to 2019. The first chapter gives an overview of the report including how the report was prepared together with the scope of the report. The second chapter provides the department overview and key

performance indicators in the respective department. It expounds the CIDP target indicators, the baseline and achievements so far. It also provides a brief description of results, outlines the challenges faced and provides recomendatons.The third chapter discuseses the overall county performance, major implementation challenges and offers reomendations for improving performance. It also entails a conclusion for the report.

CHAPTER TWO

2.0: COUNTY PERFORMANCE

This section presents a systematic account of how the departments performed in the County Integrated Development Plan performance indicators and the targets for the Annual Development Plan.

2.1: FINANCE AND ECONOMIC PLANNING

2.1.1 Overview of the Department

The Finance and Economic Planning Department is charged with the responsibility of ensuring prudent financial management of county resources. This is achieved through enforcement of existing laws and regulations, formulating and reviewing fiscal economic policies to facilitate socio–economic development, resource mobilization, control of public financial resources, Budget coordination & control and tracking implementation of county development projects, programs and policies.

The department comprise of the following sections: Revenue; Financial reporting and Accounting; Supply Chain Management; Internal Audit; Monitoring and Evaluation; Budget and Economic Planning.

2.1.2 Revenue Performance

Table 1: Revenue Performance by Revenue Source for FY 2017/2018 to FY 2019/2020

REVENUE SOURCE	2017/2018	2018/2019	2019/2020
Business Permits	29,137,021	46,102,045	35,841,862
Liquor licensing	5,337,000	10,312,700	6,809,500
Plot rents	1,546,106	2,036,359	1,860,661
Land Rates	8,277,187	24,319,280	21,567,056
House and Stalls Rent	7,048,935	6,589,508	7,111,376
Parking Fees	31,676,091	30,601,568	27,046,638
Market Fees	10,390,273	14,615,695	12,550,796
Cess	3,142,735	11,663,613	11,092,433
Health and Sanitation	62,399,589	97,713,219	125,019,797
Kiborgok Tea Proceeds	17,616,629	13,205,201	15,391,927
Slaughter Fees	796,790	161,505	1,010,450
Sewerage and water	646,116	1,516,235	1,113,137
Agriculture	5,908,025	3,604,807	2,021,237
Trade Fair	-	-	-
Cattle Dips/Veterinary	4,676,068	6,479,775	6,954,115
Miscellaneous	9,288,318	17,307,464	7,796,369
TOTAL	**197,886,883**	**286,235,013**	**283,187,354**

Figure 1: Trend in Local Revenue Collected for the FY 2017/18 to 2019/18

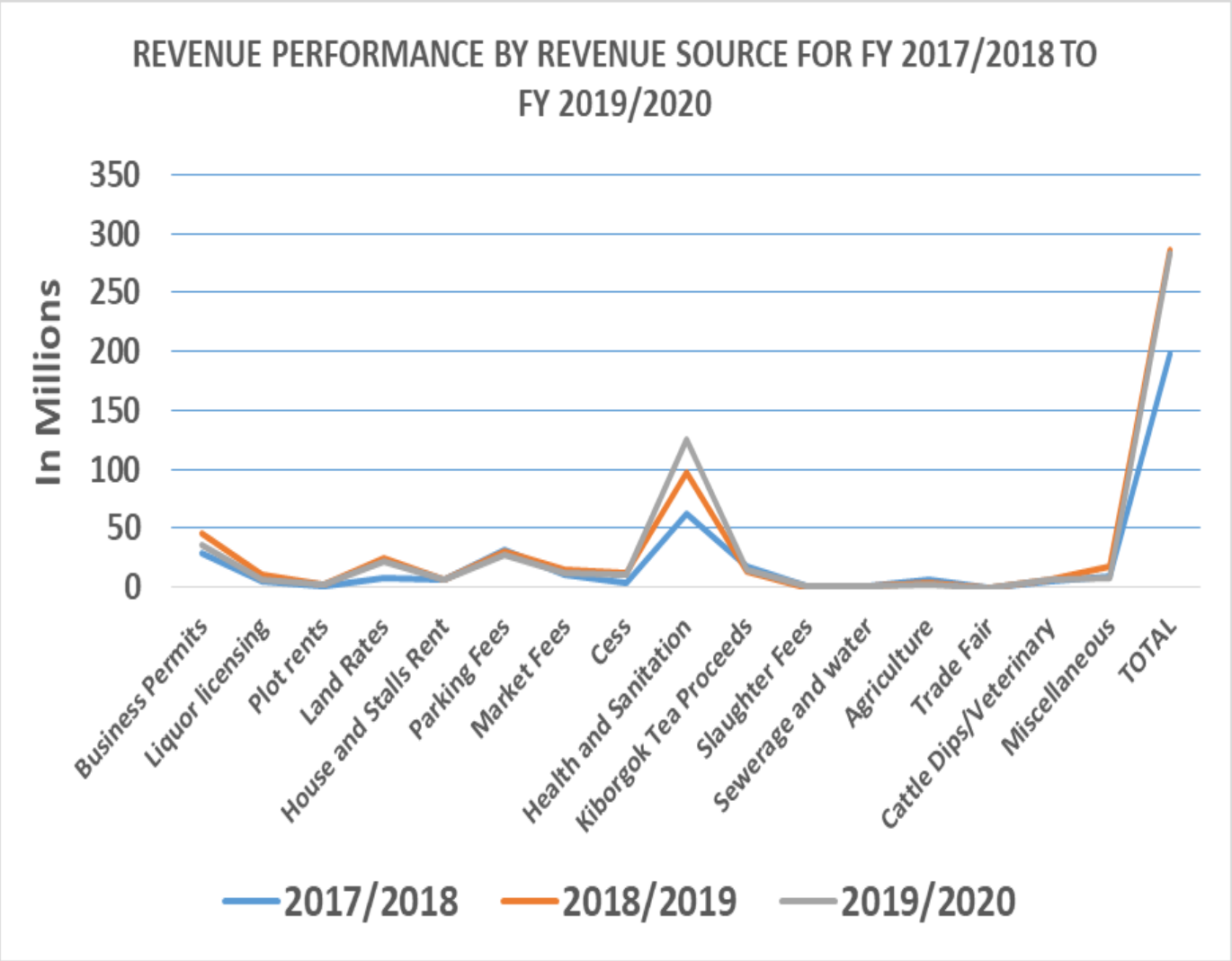

Table 2: QUARTERLY RESULT COMPARISON

QUARTELY (Q)	FY 2017/18	FY 2018/19	FY 2019/20
Q1	20,106,058	41,322,950	57,892,195
Q2	37,518,123	41,961,284	73,321,248
Q3	77,717,284	62,425,372	74,937,027
Q4	62,545,418	140,525,407	77,036,884
TOTAL	**197,886,883**	**286,235,013**	**283,187,354**

Figure 2: Graphical Quarterly Result Comparison

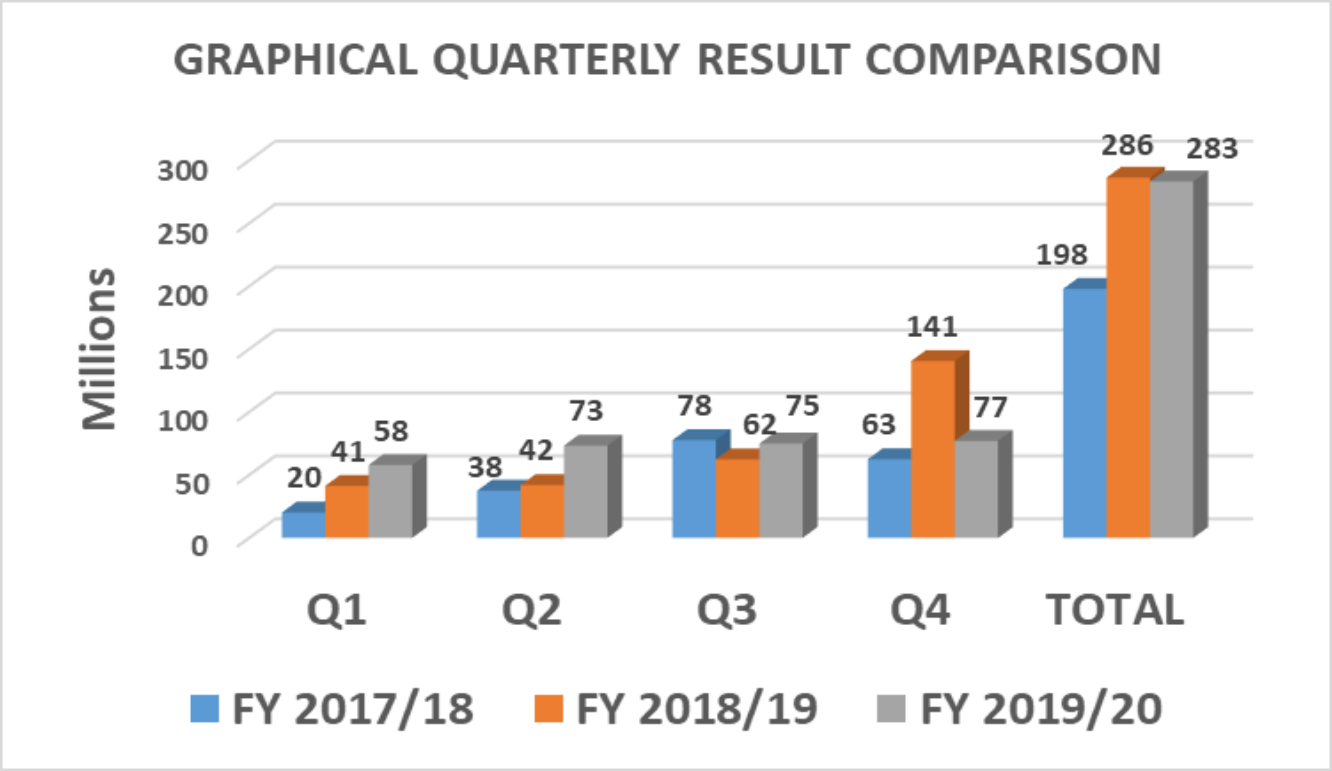

2.1.2.1 Discussion of Results

Overall Revenue Performance for FY 2019/2020 registered a slight shortfall of Ksh. 3,047,659 from Ksh. 286,235,013 collected in FY 2018/19 to 283,187,354. The shortfall was due to the effects of the outbreak of COVID -19 in the country that hit the economy in March 2020. The directive by the Ministry of Health (MoH) to close shops and open air markets as part of on containment measures led to granted waivers on Public Service Vehicles operating stickers and liquor license fees hence a significant shortfall in the revenue targets. In addition, the following revenue sources recorded marginal depressed performance: Miscellaneous, house and stall rent, Agriculture, Parking fees and Market fees.

From table 2, there was a positive progress of revenue performance for the first two quarters and part of quarter three in the year under review. The positive revenue performance was supported by enforcement exercise on revenue sources, the use of Health Management Integrated System (HMIS) in health facilities (44.15%), Business Permits (12.66%), Parking Fee (9.55%), Land Rates (7.62), Kiborgok (5.44%) and Market fees (4.43%)

Despite the consistent increase in the County Own Source Revenues, the annual collections have persistently remained below target. The revenue performance for the three Financial Years 2017/2018, 2018/2019 and 2019/2020 did not attain their annual targets of Ksh. 385,438,659, Ksh. 459,293,246 and 468,479,111 respectively by a merging of Ksh. 187,551,776 for FY 2017/2018; Kshs. 173,058,233 for 2018/2019 and Ksh. 185,291,757

for FY 2019/2020. This therefore implies that a total of Ksh. 545.9 Million was not achieved in the last 3 years through the County Own Source Revenue hence creating a cummulative budget deficit of the same amount.

2.1.2.2 Challenges and Recommendations

The County revenue performance was undermined by the following challenges per revenue source:

Health and Sanitation-the major challenges included; spending at source, cash handling and lack of capacity to handle health Insurance. In order to increase the revenue collection from the source, there is need for introduction of advance standing imprests to facilitate spending, introduction of Prompt banking as recommended in the PFM Act and training of revenue collection clerks on relevant skills.

Business Permits- The challenges faced included; Failure to fully implement the Finance Act 2019/2020, Geographical spread of businesses within the county, Evasion and/or Avoidance by the tax payers and Integrity issues on the part of enforcers. The recommendation on improvement of revenue collection from the source include; Deployment of revenue staff to the lowest revenue collection points possible, More public sensitizations on compliance with the existing finance Act, Counter evasion by empowering officers across the county, full hand over of the function to the department of Trade, Investment and Industrialization for coordinated enforcement and collection.

Parking Fees- the challenges affecting performance included; Collusion between the revenue collection officers and clients, exemption of motor bike operators from payment of the fee, Uncertainty of parking lots, Delay in publication of the finance Act 2019 and Hostility by sector players.

Recommendations: Redeployment of staff along routes and streets, enforcing the act on all offenders, Marking and numbering of parking lots and routes and stakeholder sensitization and information sharing.

Land Rates-Challenges affecting collection from the source included; Uncertainty of land ownership, outdated rates/valuation roles, Incomplete land records, Lack of awareness. The recommendations include: Engaging stakeholders on review of applicable rates, updating valuation rolls, Updating and clean land registers and sensitization of stakeholders on the Act.

Market Fees-The under collection from his source is attributed to lack of necessary amenities in markets, uncertainty on capacity of markets, Limited market space and Cash handling by the revenue collection officers. The recommendations include; Improve amenities in all the markets in the county, Establish capacity of markets, Acquire additional land for markets, introduction of cashless collection of revenue.

Kiborgok Tea Proceeds- the challenges included; problems with the agency relationship and Uncertainty on acreage of the farm. To improve revenue collection from this source there is need to Review the Farm agency relationship, Re Survey of the Farm to establish the actual acreage and involvement of the farm manager in revenue collection.

Cess -The challenges affecting revenue collection under this source included: Court case on Tea cess, Lack of cess barriers, Cessable produce transported at night, low Implementation of the cess and Finance Acts and Non remittance by the existing companies. Recommendations include; Engaging stakeholders on an amicable solution especially on Tea Cess, Establish road barriers, Ban on night transport of produce, Training of staff on implementation of existing Acts and follow ups with existing factories on remittance.

Liquor Licensing-The challenges affecting revenue collection from the source included; Lack of clear timelines for processes, Delay in publication of the Finance Act, communication of verdicts by the directorate of liquor Licensing and collection of payments and Mix up in the schedules to the Act. Recommendations include: Streamline processes, Fast Tracking publication of the respective Acts, Clarity of mandates of sector players and Setting up of enforcement team for the revenue source.

Houses and Stalls - The challenges included; Structural adjustments within the Municipality, Non-compliance by officers occupying county houses, Absentee tenants, and existence of condemned houses. Recommendations include; putting up new stalls and houses, Recovering of non remitted revenue by staff living in government houses through deductions in the pay roll, assigning officers to specific houses and/or stalls and demolition of condemned houses to pave way for construction of new ones.

Cattle Dips/ Veterinary- The challenges included; Non Remittance of revenue collected and Poor Management of veterinary and Artificial Insemination (AI) services. Recommendations include; Cashless payment of services, Application of nominal fee for dips and Revamping of the county AI and veterinery services.

Agriculture/Agriculture Training Centre (Kaimosi) –The challenges included; spending at source, Operational challenges, Cash handling, Lack of controls and bad debts. Recommendations include; Introduction of Standing imprest for operational costs in the facility, Renovation of the existing facilities to improve quality of services, ensuring Cashless collection of revenue and Setting up controls at the facility.

Plot Rent -Challenges included; Lack of awareness by the tax payers, Old/outdated rates and valuation rolls and incomplete records on plots ownership. Recommendations include; enhanced public sensitization, Updating valuation rolls, Engaging stakeholders on rates and Ensuring up to date digitized records.

Sewerage and Water – Challenges included: Lack of proper documentation of connections and Non-payment of water charges. Recommendations to improve collection

include; Documenting all sewer connections, Assigning staff to man connections and charging nominal amounts for water supplied for sustainability. **Slaughter Fee -**This source faces the following challenges; unlicensed private slaughter houses, Non assignment of Public Health Officers to Slaughter Houses and Cash handling by the revenue collection officers. Recommendations include: Assigning revenue officer to man slaughter houses, Deployment of Public health officers to slaughter houses, Licensing of all slaughter houses and ensuring cashless collection of revenue by the officers.

2.1.2.3 General Recommendations

a) The revenue estimates should be revised to reflect the current and foreseeable future while being optimistic that the economy will pull through the Corona Virus Pandemic.
b) Putting in place a firm enforcement team.
c) Encourage respective county departments to fully take up their respective mandate on revenue collection
d) Promote Political good will on revenue collection
e) The department of Finance and Economic Planning should purpose to review the Revenue Collection system.
f) Develop a motivational programme for revenue collection staff.

2.1.3 HEALTH AND SANITATION

2.2.1 Overview of the Department

The County Department of Health and Sanitation is tasked with the responsibility of providing essential and comprehensive quality healthcare in the County. The sector is composed of the following broad areas: Curative and Rehabilitative Health services, Preventive and Promotive health services and Health Administrative and Management support.

Department Vision

A globally competitive, healthy and productive population

Department Mission

To provide quality health care services that is accessible, acceptable, sustainable and equitable to the population of Nandi County

Department Goal

To attain the highest possible health standards in a manner that is responsive to the needs of the County population.

2.2.2 Health and Sanitation Performance on CIDP Indicators

Table 3: **Health and Sanitation Performance on CIDP Indicators**

Program 1: Curative and Rehabilitative Health Services

Objective: To provide effective and efficient Curative and Rehabilitative Health Care Services in all the Health Service Delivery Units in the county.									
Departmental outcome: Provide quality and affordable health care									
Outcome /Output	**Related Outcome/Output Performance Indicators From CIDP**	**Baseline (End of FY 17/18)**	**Target at end of the CIDP period 2021/2022**	**Target in (ADP) review period 2019/20**	**Target in Actual Budget 2019/20**	**Achievement in review period 19/20**	**CUMMULATIVE**		**Remark**
							CIDP	**Actual Achievements**	
Increased number of operational facilities	Number of completed and operational health facilities	135	220	14	14	1	210	148	12 new dispensaries were opened in 2018/19 FY and 1 in 2019/20 FY
Improved maternal services	Number of maternities operational	20	45	8	14	1	30	21	Kabiemit maternity was completed, equipped and opened.
Improved in patient services	Number of in- patient wards constructed and equipped	20	30	8	8	0	26	20	No new inpatient facility opened yet. However, 10 are under construction at different stages of completion.
Improved theatre services	Number of Theatres Constructed and operational	2	11	0	13	3	7	5	One theatre at KCRH, Nandi Hills and Meteitei each have been operationalized. 10 others are under construction and different stages of completion.
Intensive care unit constructed	Number of ICU Constructed	0	2	0	2	2	2	2	The County has completed and equipped an ICU in KCRH and Nandi Hills Hospital.
Improved laboratory services	Number of basic laboratories constructed operationalized	109	124	1	10	0	118	109	No new laboratory opened yet. Construction of 10 new laboratories is underway at different

									facilities across the county.
Improved oxygen supply	Number of oxygen plants constructed	1	1	0	1	0	1	1	Oxygen plant in KCRH installed and operational though under the 2017/18 FY
Improved referral systems	Number of ambulances purchased	7	20	10	10	10	20	17	The 10 ambulances have been procured, delivered and are fully functional
Uninterrupted power supply	Number of health facilities with standby generators installed	2	10	0	2	3	6	5	KCRH, Nandi Hills, Kaptumo, Mosoriot and Chepterwai hospitals all have standby generators.
Improved morgue services	Number of morgues constructed	1	3	0	1	1	2	2	Construction of Nandi Hills Morgue completed and operationalized
Adequate Supplies Of Health Commodities Ensured	Number Of Commodity deliveries	3	6	4	4	3	4	3	Target not met due to Prolonged procurement processes and delayed payments
Reduced Maternal mortality rate	Maternal mortality rate (deaths/100,000 live births)	510	400	-	-	362	320	362	Increased deliveries assisted by skilled birth attendant
Reduced Neonatal mortality rate	Neonatal mortality rate (deaths/1,000 live births)	32.7	24	-	-	22	20	22	Increased deliveries assisted by skilled birth attendant
Reduced Under 5 mortality rate	Under 5 mortality rate (deaths/1000 live births)	43	32	-	-	39	35	39	Reduced due to increased immunization coverage

Reduced Distance to health facility in KM	Distance to health facility in KM	9	4	-	-	8	7	8	Operationalization of 13 new health facilities
Increased % of facility skilled deliveries	% of facility skilled deliveries	42	60	-	-	46.5	55	46.5	Increase in number of operational health facilities, recruitment and deployment of skilled personnel
Increased % of fully immunized child (FIC)rate	% of fully immunized child (FIC)rate	54	85	-	-	66.2	76	66.2	Increase due to the Linda Mama Programme and increased advocacy

Program 2: Preventive and promotive Health Services

Objective: To provide effective and efficient preventive and promotive health interventions across the county

Departmental outcome: Effective and efficient preventive and promotive health interventions within the county

Outcome /Output	**Related Outcome/ Output Performance Indicators From CIDP**	**Baseline (End of FY 17/18)**	**Target at end of the CIDP period 2021/2022**	**Target in (ADP) review period 2019/20**	**Target in Actual Budget 2019/20**	**Achievement in review period 19/20**	**CUMMULATIVE**		**Remarks**
							CIDP	**Actual Achievements**	
Reduced children under 5 years who are under weight	% of children under five years who are under weight	11.1 %	5%	-	-	11.1	7	11.1	No other survey has been done but is expected to have reduced drastically.
Reduced stunted children	% of children under five who are stunted	29%	20%			29%	24 %	29%	No other survey has been done but is expected to have reduced drastically.
Increased exclusively breastfed children	% of children under six months exclusively -	54%	100 %			78%	74 %	68	Campaign on exclusive breastfeeding was enhanced.

	breastfed								
Increased households with functional latrines	% of households with functional latrines	80	95	-	-	85	85	86	Community Led Total Sanitation (CLTS) Programme was enhanced
Reduced % of HIV prevalence	HIV prevalence	2	1.2	-	-	2	2	2	-New infections reduced -Waiting for 2019 KENPHIA report for updated data.

Program 3:General Administration, Planning, Management Support and Coordination

Objective : To provide effective and efficient health administrative and management support in the delivery of health services in the county.

Departmental outcome: Effective and efficient health interventions within the county.

Outcome /Output	**Related Outcome/ Output Performance Indicators From CIDP**	**Baseline (End of FY 17/18)**	**Target at end of the CIDP period 2021/2022**	**Target in (ADP) review period 2019/20**	**Target in Actual Budget 2019/20**	**Achievement in review period 19/20**	**CUMMULATIVE**		**Remark**
							CIDP	**Actual Achievements**	
Increased Doctor / patient	Doctor / patient	3:100000	5:100000	-	-	4:100000	4:100000	4:100000	10 medical officers and 2 specialists employed and deployed
Increased Nurse patient ratio	Nurse patient ratio	46:10000	60:100000	-	-	55:100000	50:100000	55:100000	100 nurses and 100 clinical officers employed and deployed
Improved health service delivery	Number of newly employed health workers	1263	1800	-	-		1600	1800	This has been made possible through the collaboration of National government UHC program
Skilled health workforce	Number of health workers sent for in service	100	200				160	120	There has been a challenge of COVID that has hindered the training.

	training								
New health facilities Constructed and equipped	Number of newly constructed health facilities	15	40				30	20	Various OPD are complete while others are ongoing, across the county awaiting equipping for them to be operational;
Improved efficiency and management of health commodities	No. of health facilities installed with HMIS	0	100			1	20	1	Only KCRH has been installed with fully functional HMIS

Source: County Department of Health & Sanitation- HMIS and DHIS

2.2.2.1 Discussion of Results

a) In the year under review, the County department of Health and Sanitation recorded a reduction in maternal mortality rate from the baseline of 362/100000 in FY 2018/2019 to 360/100000 in FY 2019/2020. The following factors contributed to the reduction:
   - Completion and operationalization of 14 new health facilities namely; Kosoiywo, Kamamut, Kapnyarwat, Boi, Ndubeneti, Chepkemel, Mosombor, Tamboiyo, Kibonze, Chepyegoris and Kabutie. This has improved access to health care in the county and especially by expectant mothers.
   - The recruitment and deployment of more nurses that aid in skilled birth delivery across the county
   - Community outreach services to educate mothers and other stakeholders on the importance of skilled birth attendance.
   - Operationalization of more theatres which helped high risk mothers deliver in safe environments.
   - Continuous outreach services and incentives to expectant mother delivering in a health facilities.

b) The County immunization rate recorded slight decline from 67.5% to 62.2% due to outbreak of COVID-19 in the country. On the other hand, the county Infant Mortality Rate recorded a reduction from the baseline of 39/1000 in 2018/2019 to 38/1000 in the year under review. This is due to the increase in the number of facilities offering basic immunizations and essential services across the county.

c) To ensure improved quality of care, the department of Health and Sanitation increased its workforce by employing more staff. Additionally, from the National government through the Universal Health Care Program (UHCP) saw an increase in workforce by about 200 staff. This has consequently led to an increase in the

Doctor-Patient and Nurse-Patient ratios from 3:100,000 in 2018/2019 to 4:100000 in 2019/2020 and 46:100,000 in 2018/2019 to 57:100000 in 2019/2020 respectively.

d) The County HIV prevalence rate remained constant at 2% in 2018/2019 and 2019/2020 subject to review upon release of the Kenya Population Based HIV Impact Assessment report, 2018.

e) Overall mortality rate is expected to have reduced in the year under review due to improved access to quality healthcare which has seen improved health outcomes.

f) Households with functional latrines increased from 85% in 2018 to 87% in 2019 and this has seen significant reduction of communicable diseases such as cholera in the county.

g) Whereas the number of children under 6 months who were exclusively breastfed increased from 17000 in FY 2017/2018 to 37155 in FY 2018/2019, it is important to note that number of under five children who are stunted and underweight increased from a baseline of 2899 in 2017/2018 to 4636 in 2018/2019and 6809 in 2017/2018 to 8312 in 2018/2019 respectively. This is attributed to more births recorded in the year under review than anticipated hence constraining the supplements which had been budgeted for by the department.

h) In a bid to improve referral services in the county, the department acquired and commissioned 10 additional ambulances in the year under review. The ambulances are currently offering the services.

i) The department targeted to establish two Intensive Care Units (ICUs) by the year 2022. The first unit budgeted for in FY 2019/2020 is integrated in the Newborn Unit under the new KCRH Complex whose construction is ongoing while the other is under the Chepterwai Hospital Complex. However, due to the COVID-19 pandemic, the county moved swiftly under the emergency fund program to set up two ICU units. A seven-bed and 3-bed ICU units are complete in KCRH and Nandi Hills hospitals respectively.

j) On uninterrupted power supply in health facilities, the department planned to have at least 10 health facilities installed with standby generators and power upgrade through a dedicated grid from the KPLC sub-station by 2022. Towards this end, three hospitals have had standby generators installed. These are Kaptumo, Mosoriot and Chepterwai. In total therefore, the county has five hospitals connected to uninterrupted power supply and this includes KCRH and Nandi Hills hospital.

k) The department targets to improve and operationalize three morgues by the end of the CIDP period. However, this was not budgeted for during the period under review. Hence, the county has only two morgues, one in Nandi Hills County Hospital completed in 2018/19 FY and another at KCRH.

l) To ensure adequate supply of health commodities, the department targeted to receive four major supplies of essential commodities from Kenya Medical

Supplies Agency (KEMSA) in the year. However, only three major supplies were received with occasional stock outs experienced in some facilities in the county. Prompt payment of KEMSA and expedited supply chain process will help improve availability of essential health commodities.

m) Some of the projects that need to be considered in the next ADP that were captured in the ADP for FY 2019/2020 but not budgeted for include:
   - Establishment of the X-Ray rooms in the sub county hospitals
   - Establishment of the Rehabilitation and rescue centre in the county
   - Establishment of the warehouses in the six sub county for efficient distribution of health commodities
   - Purchase of laundry and drier machines for sub county hospitals
   - Increase medical equipment
   - Purchase of utility vehicles for the department.

2.2.3 Health and Sanitation Project Implementation status

Table 4: Health and Sanitation Project Implementation status

S/No	FY	Total Number of projects	Total cost allocated to projects in Kshs.	Actual Expenditure as at 26th July , 2019 Kshs.	Status				
					Complete and Operational	Complete and not Operational	Ongoing	Yet to Start	Stalled
1	2019/2020	**2**	**102,000,000**		**0**	**0**	**2**	**0**	**0**
2	2018/2019 (As at 17th July 2020)	**95**	**448,500,000**		**14**	**9**	**50**	**15**	**0**
3	2017/2018 (As at 17th July 2020)	68	**186,771,313**		59	3	**1**	**3**	**2**
	TOTAL	161	635,271,313						

Figure 3: Graphical Representation of implementation status for the three year period

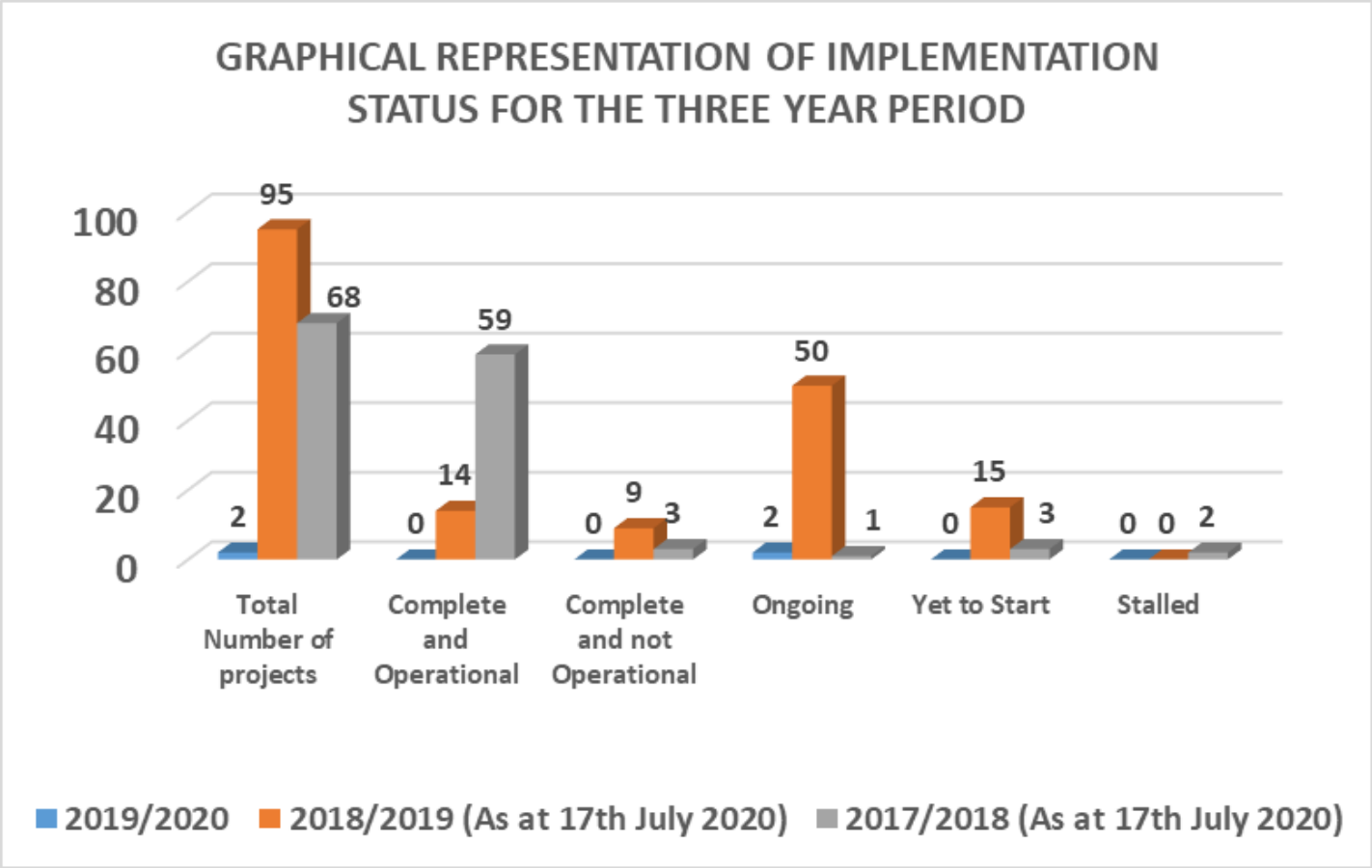

2.2.3.1 Health and Sanitation Project Implementation findings

a) During the FY 2019/20 the County department of Health and Sanitation planned to implement a total of 97 projects. This consists of two projects for FY 2019/20 and 95 projects carried forward from the FY 18/19 as works in progress. The procurement process for the equipment for Kipkoror maternity was complete and awaiting delivery.

b) Out of the 95 projects, 17 are new outpatient facilities, 14 are maternity wings, 12 outpatient completions and 5 new laboratories.

c) 14 of the above projects were complete and operational, 9 were complete but not operational, 50 were ongoing while 15 were yet to start. It was established that the 15 that had not started were due to non-responsiveness by the bidders. Cancellation and retendering of the said works was 90% complete. The two project budgeted for in the FY 2019/20 were MCH phase II and equipping of Kipkoror maternity.

d) The ADP for FY 2019/20 provided for 30 Projects. However, the department was allocated only Ksh. 102 Million in the budgetd hence the need to focus on few projects mainly completion of the MCH.

2.2.3.2 Health and Sanitation Project Implementation Challenges

a) Implementation of FY 2018/2019 projects was behind schedule due to the late approval of the supplementary budget with new conceived projects coupled with the bureaucratic procurement processes, hence most of the projects rolled-over to FY 2019/20 as works in progress.
b) Delay in payment of suppliers affecting smooth implementation of projects
c) BQs variation in some of the health facilities , hence there is need to harmonize before the start of the works by the contractor
d) Non adherence to the work schedules by the contractors
e) Some contractors failed to take up sites or complete the works hence negatively affecting the implementation.
f) Some of the projects did not undergo requisite approvals from bodies such as NEMA, Physical Planning and National Construction Authority.

2.2.3.3 Health and Sanitation Recommendations

a) The County department of Health and Sanitation should ensure early/timely procurement of goods and services within the specified period in line with the Procurement Plan to facilitate higher implementation rates of planned projects and programmes.
b) The department should enhance stakeholder involvement in project implementation by ensuring proper site hand over to contractors before works commence.
c) The department should endeavor to operationalize all the completed projects in the county for realization of value for money.
d) Timely payment of suppliers should be enhanced to facilitate continuous/consistent supply of goods and services
e) The department should conduct a staff capacity and facility needs assessment to inform rationalization, recruitment and deployment of officers especially in essential fields such as pharmacy, laboratory technicians and nurses.
f) There is need to build synergies with other county departments and government agencies in accomplishment of departmental objectives e.g department of Lands, Environment and Natural Resources for consistent supply of water and Kenya Power for power connections in the completed health facilities.
g) There is need for the department to enhance nutritional supplements for under five children in the county to curb underweight and stunting.
h) Whereas the construction of the Kapsabet MCH at KCRH is paramount, there is need to fund other health facilities in the county to operational levels. This will help ease congestion in the County Referral Hospital.
i) The department should ensure compliance to statutory approvals from all relevant government agencies such as NEMA, NCAin project implementation.

2.2.4 Key Achievements/Milestones

S/NO	Programme	2017/2018	2018/2019	2019/2020
1.	**Curative And Rehabilitative Services**	a) Installation of back up generators in KCRH and Nandi hills hospital b) Operationalized 13 new dispensaries c) Continuous supply of drugs and commodities	a) Installation of the oxygen plant in KCRH b) MCH complex phase I c) Nandi hills Trauma centre d) Kabiyet Trauma centre (to be operationalized) e) Continuos supply of drugs and commodities	a) MCH complex phase II (ongoing) b) continuous supply of drugs and commodities c) Complete functional 10 ICU beds d) Renovated and functional 2 ICU units in the county.
2.	**Preventive And Promotive Health Service**	a) Improved immunization rate b) Improved skilled delivery services due to increased fully equipped maternities in the county	a) Improved immunization rate b) Improved skilled delivery services due to increased fully equipped maternities in the county c) Increased uptake of the FP commodities	a) Improved immunization rate b) Improved skilled delivery services due to increased fully equipped maternities in the county c) Increased uptake of the FP commodities
3.	**General Administration, Planning, Management Support And Coordination**	a) Renovated and rehabilitated 68 health projects across the county	a) Employed health personnel(100 Nurses, 60 Clinical officers and 2 doctors) b) Supplied 10 ICU standard fully functional ambulances	a) In collaboration health personnel from National government under UHC program b) Promoted health work force of various cadres hence boost morale at work.

Photo 1 Health and Sanitation Sampled Projects Photos

Kabwareng Dispensary in July, 2020

Kamamut Dispensary.

Kabiemit Maternity

Kabiyet Trauma Centre

Kapkolei Dispensary

Kapsabet Hospital Complex with Mother and Baby Unit

2.3 TRANSPORT AND INFRASTRUCTURE

2.3.1 Overview of the Department

The core mandate of the Department is to promote access and connectivity through efficient infrastructural development and maintenance of road networks. It aims at improving and maintaining all earth roads by gravelling, opening up new roads, dozing, grading, designing and managing construction of bridges and footbridges. It is also responsible for the preparation and production of Designs, BQs and drawings of

Government projects. In addition, it supervises the construction of all government buildings and other related infrastructure, electrical and mechanical works.

Departmental Goals

The department goals are:

a) To ensure improved rural access, infrastructure and mobility in the county.
b) To ensure reliable and appropriate infrastructural development in the county.

Department Vision

To achieve efficient and reliable transport and infrastructural developments

Department Mission

To facilitate provision, construction and maintenance of quality county roads, buildings and other public works to achieve sustainable county socio-economic development

2.3.2 Transport and Infrastructure Performance on CIDP Indicators

Table 5: Transport and Infrastructure Performance on CIDP Indicators

	Departmental outcome: Improved rural access, infrastructure and mobility								
	Programme 1: Roads and Transport								
	Objective: To improve accessibility within the County								
Outcome /Output	**Related Outcome/Output Performance Indicators From CIDP**	**Baseline (End Of FY 17/18)**	**Target At End Of The CIDP** Period **2018/2022**	**Target In (ADP) Review Period 2019/2020**	**Target In Actual Budget 2019/20**	**Achievement In Review Period 19/20**	**Cumulative**		**Remark**
							CIDP	**Achievement**	
Footbridges &Bridges constructed	No. of Bridges & Footbridges constructed	8	60	6	6	0	36	17	Annual Target not achieved, funds were re-allocated to fight against corona virus
Roads maintained graveled	KM. of graveled roads	1020	5000	1200	245	115.5	1120	1557.61	Target not achieved because funds were reallocated to fight against corona virus and pending bills.
Roads maintained graded	KM. of graded Roads	1020	6000	1500	1200	399.5	-	2784.05	Target not achieved though RMLFworks for the year under review are still ongoing.
Metres (M) of Culverts	M of Culverts installed	-	4200	1200	1200	1008	-	3314	Target not achieved because funds were reallocated to fight

installed									against corona virus and pending bills.
Newly surveyed and opened up roads	KM. of newly opened up roads	190	2000	50	300	96.1	580	483.3	Target not achieved because funds were reallocated to fight against corona virus and pay pending bills.
	Programme 2: Public Works								
	Objective: To improve efficiency and effectiveness in project management.								
	Outcome: Improved efficiency and effectiveness in project management								

Outcome /Output	Related Outcome/Output Performance Indicators From CIDP	Baseline (End Of FY 17/18)	Target At End Of The CIDP Period 2018/2022	Target In (ADP) Review Period 2019/20	Target In Actual Budget 2019/20	Achievement In Review Period 19/20	Cumulative		Remark
							CIDP (2017 to 2019)	Achivement	
Projects designed and managed	Number of Projects Designed and Supervised	60	-	250	191	200	-	424	Target surpassed

Source: County Department of Transport and Infrastructure

2.3.2.1 Discussion of Results

a) In the year under review, the department improved rural access, infrastructure and mobility in the county by gravelling 115.5 Kms and grading 399.5 Kms using the county machinery hired machinery and road maintained under the Road Maintenance Levy Fund (RMLF) Programme;

b) In a bid to enhance connectivity, the County department of transport and infrastructure in the FY 2019/2020, opened up 96.1 kms of new roads, and installed 1008 Meters of culverts. Further, the department designed and supervised 200 projects;

c) Departmental annual planned targets for road graveling of 1200KM, grading of 1500KM and opening up of 300KM had not been fully realized due to realocation of funds during supplementary budgets. However, works were still ongoing under the Road Maintenance Levy Fund (RMLF), County and hired Machines.

2.3.3 Transport and Infrastructure Project Implementation status

Table 6: Transport and Infrastructure Project Implementation status

S/No	FY	Total Number of projects	Total cost allocated to projects in Ksh.	Actual Expenditure as at 17th July, 2020 Ksh.	Status				
					Complete and Operational	Complete and not Operational	Ongoing	Yet to Start	Stalled
1	2019/2020 (As at 17th July 2020)	380 Hired and county machinery (551.25Km)	60,000,000	20,000,000	380				
		36 RMLF (195Km)	139,107,574.16	21,872,618.28	21		11	4	
2	2018/2019 (As at 17th July 2020)	9Bridges and 23 culverts	17,400,000		27		5		
		33 RMLF (167.9 Km)	131,230,795.00	115,229,028.20	32		1		
3	2017/2018 (As at 17th July 2020)	3Footbridges and 2 bridges	19,913,942	16,057,450	5				
		121 RMLF (453.8 Km)	172,874,014	101,369,255.25	120		1		
TOTAL		**607**	**540,526,325.16**	**274,528,351.73**	**585**		**18**	**4**	

Figure 4: Graphical Representation of Implementation Status for the three Years period

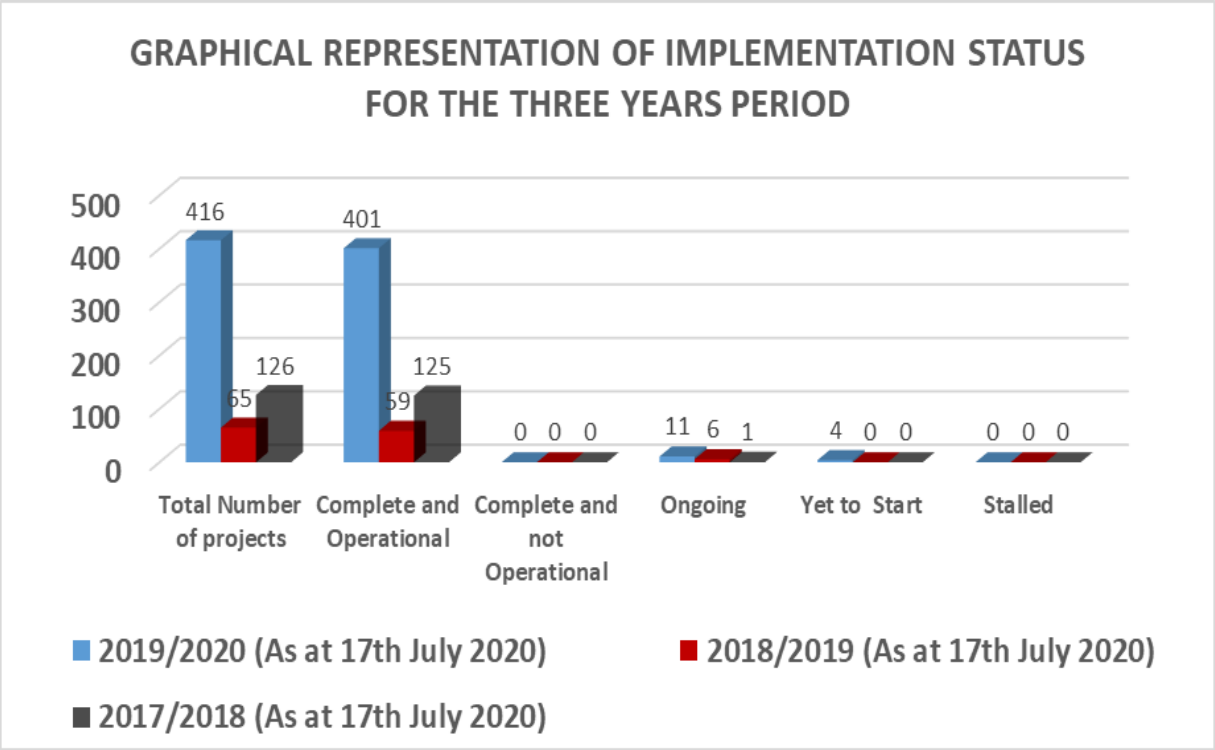

2.3.3.1 Sector specific Challenges

a) Inadequate project funding yet the sector requires heavy capital investment for the development of effective transportation systems
b) Lack of designs and BQs for works done under hired and county machinery.
c) Continuous heavy rains hindered project implementation in the period under review.
d) Encroachment of road reserves by the residents
e) Poor drainages resulting from residents blocking existing drainages through private lands thus damaging roads
f) Insufficient funds for road survey works and land demarcation
g) Lack of continuous capacity building for plant operators and drivers
h) Lack of a clear management framework for county plants and machinery to ensure proper planning, maintenance and optimization.
i) Low implementation rate due to reallocation of funds.

2.3.3.2 Observations and Policy Recommendations

a) Significant savings can be made by focusing on road maintenance of the existing/constructed road network. To achieve this, there is need for government to increase funding for continuous road maintenance.
b) There is need for the department to develop designs and BQs for works done by the county and hired machines for proper planning and smooth operations.
c) The government should consider establishing a well-equipped County Transport and Infrastructure Workshop to ease servicing of machinery
d) The department should increase budgetary allocations for survey and design of works, opening up of roads and road construction to include all elements.
e) There is need for the Department to strengthen supervision of works so as to guarantee the quality of works done by ensuring use of right materials including murram and all the processes of road construction followed to the latter as provided for in the BQs
f) The department should develop a policy on road reserve or consider enforcement of existing policies to curb encroachment of road reserves
g) There is need for the department to conduct public sensitization on proper drainage systems and road maintenance especially on diversion of water through private land.
h) The department should consider including all road work elements such as compaction and culvert installation on works done by the County and hired machines for sustainability.
i) There is need for departmental work plan to be done in consideration of weather pattern to facilitate execution of all works before onset of rains.

j) There is need for the department to strengthen operational issues in relations to the management of county and hired machinery as well as execution of the related works.

2.3.4 Key Achievements/Milestones

S/NO	Programme	2017/2018	2018/2019	2019/2020
1.	Footbridges &Bridges constructed	8	9	
2.	Roads maintained graveled(km)	1020	422.11	115.5
3.	Roads maintained graded (km)	1020	1364.55	399.5
4.	Metres (M) of Culverts installed		2306	1008
5.	Newly surveyed and opened up roads (km)	190	197.2	96.1

Photo 2: Roads and Infrastructure sampled Photos

Lelmokwo-Itigo-Chebilat Road (RMLF 2019/2020)

Culvert at Lelmokwo-Itigo-Chebilat Road (RMLF 2019/2020)

Katanin Footbridge (2018/2019)

Kunurter Box Culvert (FY 2018/2019)

2.4: AGRICULTURE AND COOPERATIVE DEVELOPMENT

2.4.1 Overview of the Department

The department is charged with the responsibility of developing, implementing and coordinating policies, strategies, plans, programs and interventions in the agricultural sector and provision of agricultural extension services to improve adoption of good Agricultural practices. The department is composed of five sections namely: Crop Production, Livestock Production, Veterinary Services, Fisheries and Cooperatives Development.

Department Vision

To be the leading agent toward achievement of food security for all, employment creation, income generation, poverty reduction and a competitive and vibrant cooperative sector in Nandi County.

Department Mission

To improve the livelihoods of Nandi county residents by promotion of competitive farming as a business through appropriate policy environment, effective support services, sustainable natural resource base management and commercially innovative cooperative movement.

Department Goals

The goal of the sector is to increase food and nutrition security, commercialization of agriculture and effective and efficient marketing systems in the sector.

2.4.2 Crop Development Performance on CIDP Indicators

Table 7: Crop Development Performance on CIDP Indicators

		Programme 1:Crop Development							
		Objective: To improve agricultural productivity and production							
		Departmental outcome: Increased productivity, household earnings, food and Nutrition Security from prioritized crop value chains.							
Outcome /Output	**Related Outcome/ Output Performance Indicators From CIDP**	**Baseline (End of FY 17/18)**	**Target at end of the CIDP period 2021/2022**	**Target in (ADP) review period 2019/20**	**Target in Budget 2019/20**	**Achievement in review period 19/20**	**Cumulative**		**Remark**
							CIDP	**Actual achievements**	
Horticultural production improved	Number of ha under avocado seedlings purchased	**215 ha**	1500ha	250 ha	0	0	900 ha	575 ha	Whereas no Avocado seedlings were purchased in the review period, a donation of 17,000 seedlings from the National Government was received and distributedto farmers in the county.
	Number of certified seed Irish potato bags purchased	238	10,000	2,000	0	0	-	738	Whereas no funds were allocated for purchase of Irish potato seeds in

									FY 19/20, 500 bags from FY 18/19 were delivered and distributed
	Number of ha increased under macadamia	13 ha	200 ha	125ha	0	94ha	-	112ha	Target of 125ha in the ADP was not met even with a delivery of 17,000 seedlings from the National Government which was planted on 94 Ha.

2.4.2. Discussion of Results

During the year under review, the department of Agriculture and Cooperative Development embarked on a number of programmes that are geared towards increasing agricultural productivity and production and in a bid to improve household food security, nutrition and commercialization of agriculture. The following interventions were undertaken;

a) Increased total land coverage under avocado from 578Ha in 2018 to 790 Ha in 2019. This was achieved by distributing 46,000 avocado seedlings (to be planted on 212Ha of land) by farmers identified trough Common Interest Groups (CIG) in all the sub counties. However, the target in the ADP of 20,000 avocado seedlings to cover 250 Ha of land was not met due to procurement constraints of the planned 10,000 seedlings to be planted on an additional 125 Ha of land.

b) A total of 500 bags of certified Irish potato seeds budgeted for in FY 2018/19 were received and distributed to farmers identified through Nandi Potato cooperative society in the year under review. However, the department did not meet the

annual target of purchasing and distributing 2,000 certified Irish potatoes bags in the ADP due to budgetary constraints.

c) Increased land coverage under Macademia from 31Ha in 2018 to 125Ha in 2019. This was attained through distribution of 17,000 seedlings received as a donation from the National Government State Department of Agriculture to organized farmer groups identified by WAOs and SCAOs in consultation with the respective Members of the County Assembly (MCAs).

2.4.3 Livestock Production

Livestock production directorate is mandated to improve livestock production and increase household income.

2.4.3.1: Livestock Development Performance on CIDP Indicators

Table 8: Crop Development Performance on CIDP Indicators

	Programme 2:Livestock Development								
	Objective: To improve livestock productivity and production								
	Departmental outcome: Increased livestock productivity and production								
Outcome /Output	**Related Outcome/Output Performance Indicators From CIDP**	**Baseline (End of FY 17/18)**	**Target at end of the CIDP period 2021/2022**	**Target in (ADP) review period 19/20**	**Target in Actual Budget 2019/20**	**Achievement in review period 19/20**	**Cumulative**		**Remark**
							CIDP	**Actual achievements**	
Productivity for prioritized livestock value chains increased	Number of cooling structures constructed	0	40	30	30	0	30	29	All 30 milk cooling structures planned and budgeted were in various stages of construction
Productivity for prioritized	Number of milk processing plants	0	1	1	1	0	1	0	Construction of Nandi Cooperative Creameries

livestock value chains increased	constructed and equipped								Processing Plant In Kabiyet is ongoing with phase I complete and phase II ongoing as scheduled
Productivity for prioritized livestock value chains increased	Number of farmer groups benefitting from the poultry project	15	1,000	-	0	0	0	126	The project was not budgeted for in FY 2019/20

2.4.3.2: Discussion of Results

During the year under review the county department of agriculture and Cooperative development implemented the following strategies in a bid to boost the county livestock Production and productivity;

a) In order to enhance collection and bulking of milk in the County, the Government in the year under review constructed to completion 29 cooling structures (18 by the County Government and 11 by Small holder Dairy Commericialization Programme (SDCP) with an additiona 12 cooling structures ongoing at different levels of mplementation across the county.

b) On increasing dairy productivity and value addition the County Government in collaboration with National Agriculture and Rural Inclussive Growth Programme (NARIGP) implemented the construction of Nandi Cooperative Creameries milk processing plant in Kabiyet with the first phase of the project completed and the second phase ongoing as scheduled.

c) In the year under review, a total of 18,000 one month old indigenous chicks were distributed by the government to 126 organized Women, Youth and Persons with Disabilities (PWDs) groups in Emgwen, Nandi Hills, Aldai and Tindiret sub counties with beneficiries identified by the respective Sub County Livestock Production Officers. The achieved number was budgeted for in FY 18/19.

2.4.4 Veterinary Services

The objective of the section is to improve livestock health and productivity in the County.

2.4.4.1 Veterinary Services Performance on CIDP Indicators

Table 9: Veterinary Services Performance on CIDP Indicators

	Programme 3:Veterinary Services								
	Objective: To improve livestock health and productivity in the County								
	Departmental outcome: To improve livestock productivity and production								
Outcome /Output	**Related Outcome/ Output Performance Indicators From CIDP**	**Baseline (End of FY 18 /19)**	**Target at end of the CIDP period 2021/ 2022**	**Target in (ADP) review period 2019/20**	**Target in Actual Budget 19/20**	**Achievement in review period 19/20**	**Cumulative**		**Remark**
							CIDP	**Actual achievements**	
livestock health and productivity improved	Number of cattle dips renovated	202	442	48	48	0	-	293	All the FY 2019/20 cattle dip projects were yet to start.
	Number of new cattle dips constructed	4	12	6	6	0	-	0	The second phase of the following six projects was ongoing at different levels: Soiyet, Tebesoniik, Kapkoimur, Kapng'etuny, Chemalal and Kapkoros cattle dips.
	Number of doses of assorted vaccines and sera purchased	3000,000	2,750,000	550,000	380,000	153,000	-	1,033,000	Target in both ADP and the budget was not met due to

									procurement constraints
	Number of liters of acaricides supplied	6,500	50,000	10,000	0	0	-	7,300	Target in ADP was not met due to budgetary constraints
Improved Animal productivity	Number of bull semen straws procured	15,000	20,000	20,000	13,000	23,600	-	51,600	Target in ADP and budget was surpassed due to access to additional resources and high demand from farmers
	Number of inseminations done	4,808	20,000	15,000	13,000	26,768	-	43,955	Target in the ADP was met and exceeded due to high success rates leading to high demand and availability of additional resource

2.4.4.2 Discussion of Results

Livestock health and productivity has the potential to be one of the drivers of the county economy. In the year under review, the department implemented the following interventions and strategies that are geared towards increased livestock production and disease control.

a) Completed the rehabilitation of 33 operational cattle dips funded in FY 2018/19 with ongoing construction of the six new cattle dipsongoing at different levels.
b) On Livestock disease prevention, the department vaccinated 140,000 cattle against Foot and Mouth Disease (FMD), 22,000 dogs/cats vaccinated against rabies. However, for effective disease control through vaccinations, at least 80% of the total herd should be covered hence the need for more resource allocation.
c) With a target of purchasing 10,000 liters of acaricides in the ADP, the department was allocated funds for 800 liters occasioning a shortfall of 9,200 liters of acaricides in the planned period. In order to effectively fight tick borne diseases in the county, there is need for increased budgetary allocation
d) The department also procured 23,600 straws of bull semen against a target of 20,000 in the ADP. Though the department received a budget to procure 13,000 straws of bull semen, high demand and access to additional resources enabled it to surpass the targets. The resource allocation towards this programme should be enhanced to meet the increasing demand for insemination leading to improved livestock productivity and production.
e) Artificial Insemination (AI) programme used to improve dairy breeds had 26,768 cows successfully inseminated which surpassed the planned target of 15,000 inseminations. This is due to high success rate which led to increased demand as more farmers are now using and appreciating the programme. However, there is need to scale up the programme to meet the increasing demand.

2.4.5: Cooperative Development

2.4.5.1: Cooperative Development Performance on CIDP Indicators

Table 10: Cooperative Development Performance on CIDP Indicators

	Programme 4:Cooperative Development								
	Objective: To enhance growth and development of co-operative societies								
	Departmental outcome: Enhanced Growth and Development of co-operative societies for wealth creation and income generation								
Outcome /Output	**Related Outcome/ Output Performance Indicators From CIDP**	**Baseline (End of FY 17/18)**	**Target at end of the CIDP period 2021/2022**	**Target in (ADP) review period 2019/20**	**Target in Actual Budget 2019/20**	**Achievement in review period 19/20**	**Cumulative**		**Remark**
							CIDP	**Actual achievements**	
Promotion and Revitalization of Co-operatives enhance	Number of coffee seedlings purchased and supplied	8000	250,000	0	0	0	-	408,000	No budgetary allocation in FY 2019/20 but achieved 200kgs of seeds budgeted in FY 2018/2019.
Promotion and Revitalization of Co-operative societies	Number of coffee pulping machines purchased and supplied	2	50	0	0	0	30	10	Whereas no coffee pulping machine was purchased in the FY 2019/2020, the target both in ADP and budget for FY 18/19 was achieved As 8 machines was procured and supplied as per the plans
Promotion and Revitalization of Co-	Number of cooperative societies promoted	20 were promoted and	-65 to be promoted	20 to be promoted	20 to be promoted	14 promoted and revived	65	45	The targets in both the ADP and the budget

operative societies	and revived	revived	-25 to be revived	10 to be revived	-10 to be revived				were not met due to Covid-19 protocols on public gatherings

2.4.5.2 Discussion of Results

Cooperative societies play a critical role in wealth creation and income generation in the county. It is important to note that most cooperative societies in the county are dormant hence implementation of the following interventions by the department;

a) 200kg of coffee seeds budgeted for in FY 2018/19 were procured and distributed to beneficiary societies to propagate on behalf of the smaller societies. The seeds resulted to production of 400,000 seedlings which were distributed to 47 cooperative societies. Adoption of this strategy resulted in the department surpassing the target which has led to growth of coffee based cooperative societies. Further, the department procured 8 coffee pulping machines budgeted in FY 2018/19 and distributed to various coffee cooperative societies in the County.

b) The department was able to revive 6 cooperative societies that had been dormant compared to a set target of 20 in both ADP and budget. It also promoted 8 cooperative societies through exchange programme, mentorship and capacity building against set target of 10 societies in both ADP and budget. The targets were not met due to the outbreak of Covid-19 and the accompanying protocolson public gatherings.

Variance in the ADP and budget

Six projects in the ADP (purchase of coffee seedlings, purchase of acaricides, construction of feed mill, construction of cold rooms for fish, bee keeping equipments, purchase of motorbikes for extension services) were captured in the ADP but were not captured in the FY 2019/2020 budget hence the need for the department to consider prioritizing them in the subsequent budget.

2.4.6 Agriculture and Cooperative Development Project Implementation status

Table 11: Agriculture and Cooperative Development Project Implementation status

S/No	FY	Total Number of projects	Total cost allocated to projects in Kshs.	Actual Expenditure as at July, Kshs.	Status				
					Complete and Operational	Complete and not Operational	Ongoing	Yet to Start	Stalled
1	19/20 (As atJuly 2020)	6(new cattle dips)	**3,600,000**				**6**		
2	2018/2019 (As at 26th July 2019)	Cattle dips	**183,366,000.0**		**33**	**15**	**1**	**2**	**2**
		Milk cooling structures				**18**	**12**	**1**	**1**
3	2017/2018-	58 (renovated cattle dips)	21,600,00.00		57	1	0	0	0
TOTAL		**149**			**90**	**34**	**19**	**3**	**3**

Figure 5: Graphical Representation of Implementation Status for the Three year period

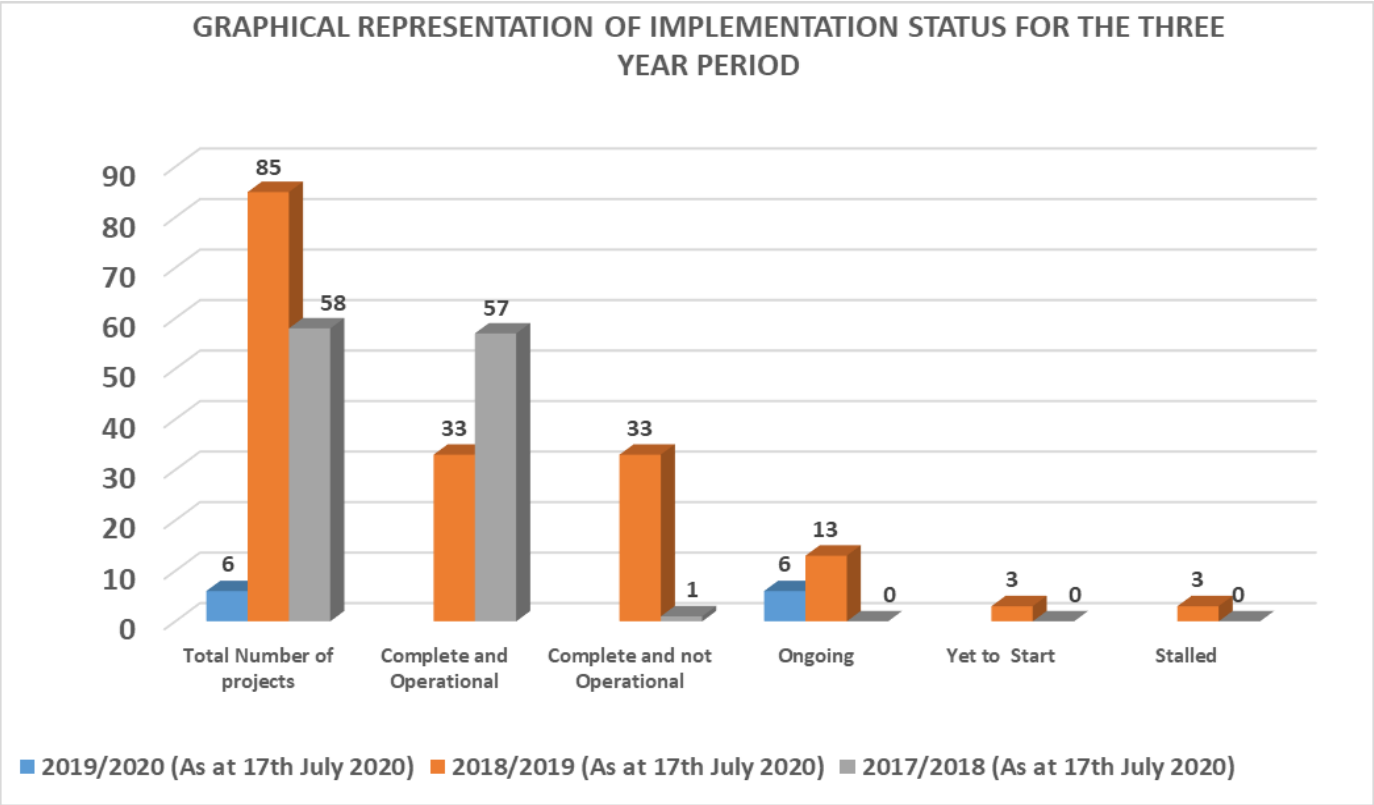

2.4.6.1 Implementation findings

a) Most of the cattle dips were completed though some were not operational due to lack of acaricides

b) Some Cattle Dips lacked proper management thus affecting the effectives and sustainability of the facilities.

c) Most of the milk cooling structures were completed but not operational for lack of equipment caused by the budget constraints.

d) The milk processing plant in Kabiyet was ongoing and the equipment had been delivered (5 storage tanks, PHE, CIP line, milk reception unit)

2.4.6.2 Implementation Challenges

a) Insufficient funds negatively affected implementation of planned programmes, projects and activities such as field days and trainings in order to meet the departments objective

b) Some cattle dips had management challenges thus negatively affecting effectiveness and sustainability of the facilities.

c) Slow Procurement process affected timely implementation of planned projects

d) Low mobility of both technical and extension officers affected project/programmes objectives.

2.4.6.3 Recommendations

a) Increase of the departmental budget to cater for planned departmental programmes, projects and to operationalize the completed projects such as the milk cooling structures and cattle dips in order to achieve their objectives.

b) There is need to capacity build the dip Management Committees to ensure project sustainability.

c) There is need for the department to purchase more motorbikes to enhance mobility of extension officers to perform their duties efficiently and effectively.

d) The department should make follow ups on the contractors to ensure works that works are implemented as scheduled.

2.4.7 Key Achievements/Milestones

S/NO	Programme	2017/2018	2018/2019	2019/2020
1.	Veterinary Services	58 Dips were renovated and operational	1.33 dips have been renovated and operational 2. 6 new cattle dips have been constructed (phase 1) Soiyet,Chemalal, Tebesonik, Kapkoimur, Kapng'etuny, Kapkoros	completion of second phase of the 6 new constructed cattle dips; Soiyet, Chemalal, Tebesonik, Kapkoimur, Kapng'etuny, Kapkoros
		380,000 dozes of assorted vaccines were purchased and the various vaccinations were carried out within the county to improve livestock health and productivity.	1. 17, 187 inseminations were done	26,768 inseminations were done to improve livestock productivity and livestock production, breed this was due to increased success rates therefore surpassing the target.
2.	Livestock Development		1.Construction of milk processing plant at Kabiyet and phase 1 is at 90% completion with some equipments on site (5 storage tanks, PHE, CIP line, milk reception unit) 2. 29 milk cooling structures have been constructed and completed though more funds required to operationalize	
3	Cooperative development		1. 200kgs of coffee seeds were purchased and distributed to coffee cooperatives which led to 400,000 Seedlings that were distributed to 47 beneficiary cooperative societies 2. 8 coffee pulping machines were purchased and distributed to 8 coffee societies 3. 48 cooperative societies have been revived and promoted through exchange program and training	

Photo 3: Agriculture and Cooperative Development Sampled project Photos

Ongoing Construction of the Milk Processing Plant Structure in Kabiyet (July, 2020)

Supplied equipment for the Milk Processing Plant

Newly Constructed Soiyet Cattle Dip (July, 2020)

2.5 EDUCATION AND VOCATIONAL TRAINING

2.5.1 Overview of the Department

The department of Education and Vocational Training comprises of two sections namely; Early Childhood Development and Education (ECDE) and Vocational Education Training. ECDE comprises of pre-primary one and pre-primary two which targets pupils of ages four and five years respectively. The vocational training mainly targets youth who are out of formal education.

Department Vision

To provide quality Education and Training to the people of Nandi that makes learners creative and innovative.

Department Mission

To create learning environment that will equip learners with desired values, attitudes, knowledge, skills and competencies in technology, innovation and entrepreneurship and embrace research.

Department goal

To foster patriotism, national unity as well as promoting individual socio - economic development and self-fulfillment.

2.5.2 Performance on CIDP Indicators

Table 12 Performance on CIDP Indicators

		Departmental outcome: Increase in net enrolment rate in Early Childhood Education							
		Programme 1: **Early Childhood Education (ECDE)**							
		Objective: **To provide quality and accessible pre-primary education**.							
Outcome /Output	**Related Outcome/Output Performance Indicators From CIDP**	**Baseline (2017)**	**Target at end of the CIDP period 2018 /2022**	**Target in (ADP) review period 2019/20**	**Target in Budget 2019/20**	**Achievement in review period 19/20**	**Cumulative CIDP**		**Remark**
							CIDP Targets	**Actual achievement**	
Increased access to Early	Number of ECDE Centres constructed	113	300	60	16	0	180	10	Annual target not met.

Childhood Education									The ten completed projects were funded as follows: 3 for FY 2017/2018 and 7 for the FY 2018/2019. An additional 111 ECDE centres funded in FY 2017/18 and 19/20 are at different stages of implementation.
	Number of ECDE Centres equipped	-	825	150	0	0	450	0	The centres have not been equipped due to budgetary constrains
	Number of ECDE centres supplied with curriculum support materials(teaching and learning materials	-	825	300	0	0	900	645	The department managed to supply learning materials worth 8,000,000 to 645 centres in FY2018/2019 and during the year under review no centre was supplied with with any curriculum support

									material as planned due to budget constrains. some of the materials required regular replenishing
	Number of additional teachers recruited(care givers)	825	800	150	0	0	500	450	Annual target not achieved due to budgetary constraints.
	Number of students and ECDE teachers/ field officers trained at the country resource centre	151	1400	300	0	150	750	450	No budgetray allocation to the project. The 150 achievement was through self-sponsored.

Departmental outcome: improve access to quality and relevant technical education training									
Programme 1: Vocational training									
Objective: to expand access to vocational training.									
Outcome /Output	**Related Outcome/Output Performance Indicators From CIDP**	**Baseline (End of FY 18/19)**	**Target at end of the CIDP period 2018/2022**	**Target in (ADP) review period 2019/20**	**Target in Budget 2019/20**	**Achievement in review period 19/20**	**Cumulative CIDP**		**Remark**
							CIDP Targets	**Actual achievement**	
Increased access to Vocational education Training	Number of specialized training centers established	**0**	**6**	**2**	**0**	**0**	**4**	0	The department has not been able to establish any specialized VTC training

									centres due to budgetary constrains
	Number of VTCs installed with ICT equipment		20	0	0	0	15	15	Not budgeted in year under review though all the existing VTCs have been installed with ICT equipment in previous years.
	Number of instructors recruited	-	**86**	**17**	**0**	**0**	**48**	0	Annual target not met due to budgetary constraints**.**
	Amount of funds released to capitation	**-**	**170,000,000**	**35,000,000**	**32,793,298**	**16,396,649**	**96,000,000**	61,793,298	Half the funds allocated during FY 2019/2020 had been disbursed to the existing VTCs and the balance had not been released by the National Government.
	Number of vocational training centres with modern tools and equipment	**-**	**30**	**21`**	**0**	**0**	**21**	0	No VTC has been equipped with modern tools and equipment due to budgetary constrants
	Number of existing schools with structures	**12**	**23**	**18**	**0**	**0**	**18**	7	Annual target not achieved due to budgetary constraints.

	rehabilitated and improved								The seven completed classrooms were budgeted for in FY 2018/2019.

Departmental outcome: improve access to transition rates in all level of education									
Programme 1: **General Education**									
Objective: **To increase access to Education opportunities at all levels of Education and training by the residents of Nandi**									
Outcome /Output	**Related Outcome/Output Performance Indicators From CIDP**	**Baseline (End of FY 18/19)**	**Target at end of the CIDP period 2018 /2022**	**Target in (ADP) review period 2019 /20**	**Target in Budget 2019 /20**	**Achievement in review period 19/20**	**Cummulative CIDP**		**Remark**
							CIDP Targets	**Actual achievement**	
Improve access and retention	Number of students accessing bursary and educational grants	6434	**37,434**	**6,500**	**6,330**	**3,330**	19,500	15,384	The department did not achieve the target due to budgetary constraints.

2.5.2.1 Discussion of Results

During the year under review, the county department of Education and Vocational training planned to increase access to Early Childhood Education by constructing a total of 16 new ECDE centres as opposed to 60 centres anticipated in the CIDP. This was due to budgetary constraints. Ten ECDE Centres had been completed with an additional 105 centres funded in FY 2017/2018 and 2018/2019 ongoing across the county at various levels of implementation.

In order to improve access to technical education and training, the department planned to construct a total of 3 class rooms, 5 ablution blocks and to purchase a piece of land at Kipsergech VTC. This is in addition to construction of 13 ongoing classrooms and 2 administration blocks funded in FY2018/2019 out of which 7 VTC classrooms were complete. Kshs. **32,793,298** was allocated as conditional grands to VTCs out of which **16,396,649** had been disbursed to the 15 VTCs, and the balance was yet to be released by the National Government. The department also managed to install ICT equipment funded in FY 2018/19 to all existing 15 VTC centres therefore promoting quality learning in the centres.

In the year under review, the department managed to disburse Ksh. 30 Million as bursaries to 3,330 needy students' thus increasing access to Education at all levels of Education and training.

Variance in ADP and budget

Only one project namely Kapkoros ECDE in Nandi hills captured in the ADP for FY 2019/2020 was considered for allocation in the FY 2019/2020 budget. This therefore implies the need for a consideration/prioiritization of the unbudgeted projects in the subsequent Annual Development Plans and budgets.

2.5.3 Project Implementation status

Table 13: Project Implementation status

S/No	FY	Total Number of projects	Total cost allocated to projects in Ksh.	Actual Expenditure as at 17th July, 2020 Ksh.	Status				
					Complete and Operational	Complete and not Operational	Ongoing	Yet to Start	Stalled
1	2019/2020 (As at 17th July 2020)	16ECDE 9VTC	54,769,825	0	0	0	0	25	0
2	2018/2019 (As at 17th July 2020)	45-ECDC	93M	-	0	7	3	22	13
		15-VTCs	25M	-	0	7	6	1	1
3	2017/2018 (As at 17th July 2020)	60-ECDC	114M		0	3	24	0	33
TOTAL			286,769,825		0	17	33	48	47

Figure 6: Graphical representation of implementation status for the three year period

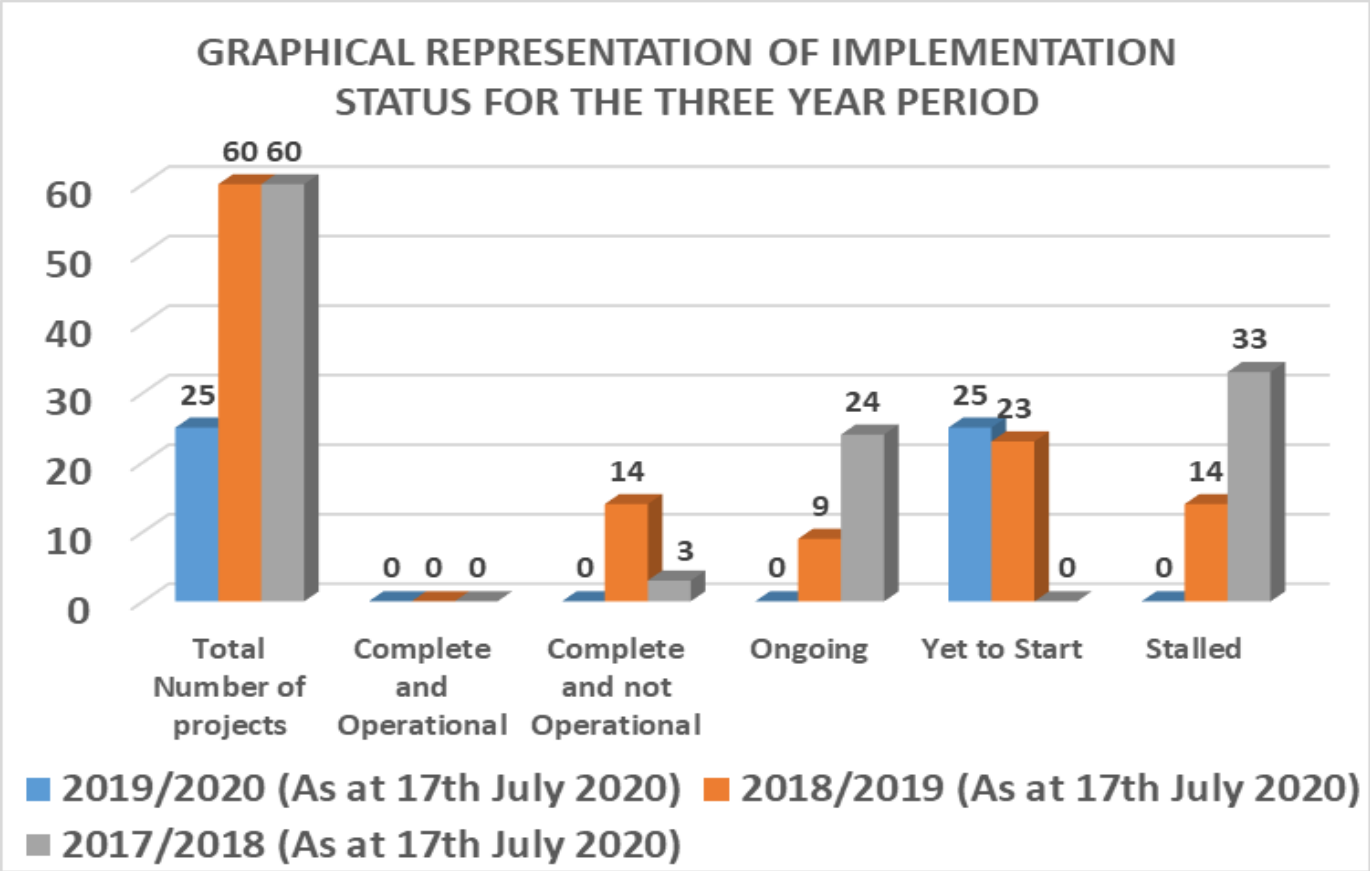

2.5.3.1 Sector Specific Challenges

a) Inconsistent supply of building materials slowed down implementation of projects done throuth labour based method.
b) Inaccessibility of some projects sites which hindered material delivery slowed down the implementation process e.g Pemja ECDE
c) Lack of storage space for construction materials in some areas in that there were no operational school within the vicinity of the new centers eg Cheptililik in Nandi Hills ward
d) Low supervision of works by the relevant instructors in implementing the labour based ECD Centres leading to poor workmanship.
e) Slow progress of FY 2018/2019 construction works with some contract periods elapsed.
f) Weather challenges occasioned by high rains and the emergence of the COVID-19 pandemic sloweddown works in most project sites.

2.5.3.2 Observations

a) Delay/inconsistent supply of building materials was observed as the main impediment towards completion of FY 2017/2018 projects.
b) It was observed that all the FY 2018/19 projects were behind schedule since all the projects were expected to be complete as at the end of October 2019.
c) Poor workmanship was noted in some projects e.g Kapkesengin primary ECDE.
d) It was also noted that the completed ECDE centres funded in both FY 2017/2018 and FY 2018/2019 were not operational due to lack of furniture and learning materials.
e) Most of the 2018/2019 projects were ongoing across the county though at a slow pace.
f) Most of the FY 2017/2018 projects had stalled due to lack of construction materials and the emergence of COVID-19 pandemic leading to closure of VTCs.
g) Some of the contractors for FY 2018/19 projects had not reported on site e.g. Kipchunu ECDE and Kunurter ECDE among others.

2.5.3.3 Recommendations

a) The department should ensure consistent supply of building materials on need basis to the various FY 2017/2018 project sites.
b) Follow up should be done by the department on timely implementation of contracted works.
c) There is need for the department and public works to closely supervise works for quality and timeliness
d) Stakeholder involvement should be enhanced in the entire project cycle for ownership and sustainability.
e) There is need for interdepartmental coordination in planning to unlock some of the implementation challenges such as road inaccessibility.

f) The department should allocate funds for equipment of the completed projects to facilitate operationalization.

2.5.4 Key Achievements/Milestones

S/NO	Programme	2017/2018	2018/2019	2019/2020
1	General Education(bursaries)	5,872 students	6,182 studens	3,330students
2	Early childhood development	**3**complete ECDE ie masaba, Olangata, kolong	**7**Complete ECDE ie Kapkorio, Kiropket, Keteng, Kiptilalon, Kipshiorori, Tebeson, Jean Marie	
3	Vocational training		**7 classrooms** Complete in the following VTCs: Cheptarit, Kaplamai, Mugen, Kapsabet School for the Deaf, Chemundu,, Kurgung, Tangaratwet	

Photo 4: Education and Vocational Training Sampled Photos

H.E the Governor Issuing Bursary Cheques to FY 2019/2020 beneficieries

Construction of 1NO classroom at Kapsabet School for the deaf vtc **(FY 2018/2019)**

Complete construction of Tebeson ECDE (FY 2018/2019)

2.6 LANDS ENVIRONMENT AND NATURAL RESOURCES

2.6.1 Overview of the Department

The department is composed of four sections namely; Survey, Water, Physical Planning and Environment & Climate Change. The department offers services relating to land, water, and community forests, minerals, land use planning, surveying and environment conservation.

Department Vision

To be a leading department in steering the County into achieving sustainable land management, participatory forest management and provision of clean water in order to achieve the highest standard of living

Department Mission

To ensure equitable and sustainable utilization of the County's natural resources and promote maintenance of a healthy environment for the current and future generations

Department Goal

The department goal is to have a developed and sustainable county through efficient utilization of its natural resources and to protect, conserve, enhance water supply and manage habitat and environment to ensure use for present and future generations.

2.6.1 Land, Environment and Natural resources Performance on CIDP Indicators

Table 14: Land, Environment and Natural resources Performance on CIDP Indicators

Programme 1: Water Service Provision									
Objective: To enhance access to clean water and promote irrigation									
Departmental outcome: Increased access to safe and clean water									
Outcome /Output	Related Outcome /Output Performance Indicators From CIDP	Baseline (FY 17/18)	Target at end of the CIDP period 2021/2022	Target in (ADP) Review period 2019/20	Target in Actual Budget 2019/20	Achievement in review period 19/20	Cumulative		Remark
							CIDP	Achievements	
Increase of households connected to water supply	Number of completed and operational water projects	57	750	124	90	0	-	107	Annual target not achieved due to reallocation of funds.
Increase of households connected to water supply	% of household connected to the completed water projects	35%	50%	60%	50%	0	50%	25%	Annual target not met due to the reallocation of funds.

Programme 2: Environmental Conservation and Protection

Objective: Promote clean and safe environment for all generations

Departmental outcome: Improved environmental conservation

Outcome /Output	Related Outcome/ Output Performance Indicators From CIDP	Baseline (End of FY 17/18)	Target at end of the CIDP period 2021/2022	Target in (ADP) review period 2019/20	Target in Actual Budget 2019/20	Achievement in review period 19/20	Cumulative		Remark
							CIDP	Achievements	
Improved clean and safe environment	% of forest cover	21%	35%	30%	0	26%	**30%**	**26%**	Target not met.This has been occasioned by limited resource allocation to environmental conservation. However the department in partnership with ADS,KWS collaboration with the Kenya Forest Services (KFS) and Green Belt Movement organized for tree planting in the Gazetted Forest, Schools & Church Compounds.
Development of Policies	Approved Policies	0	5 policies	Drafts	Drafts	Drafts		**0**	-Climate Change Policy Drafted. -Wetlands Conservation and Management Policy Drafted. -Both presented to the Cabinet awaiting Approval.

Removal of Eucalyptus trees from Riparian Lands and replaced with the right species	Riparian land cleared of eucalyptus trees and replaced with the right species.	0	75%	60%	50%	15%	**65%**	**65%**	The process was slowed down due to political interference and Covid-19 Restrictions.

Programme 3: Physical planning

Objective: To prepare spatial plan for sustainable urban development

Departmental outcome: well-planned human settlement

Outcome /Output	**Related Outcome/Output Performance Indicators From CIDP**	**Baseline (FY 17/18)**	**Target at end of the CIDP period 2021/2022**	**Target in (ADP) Review period 2019/20**	**Target in Actual Budget 2019/20**	**Achievement in review period 19/20**	**Cumulative**		**Remark**
							CIDP	**Achievements**	
Controlled development	% of buildings, land subdivision, change/ extension of user, EIA, extension of leases approved	**30%**	**75%**	**62%**	**55%**	**60%**	**62%**	**60%**	Lack of vehicle and enforcement officers to enhance surveillance led to the performance
Basis for infrastructure provision, development, control and investment	No. of plans prepared and implemented	**0**	**25**	**5**	**5**	**0**	**5**	**6**	Development plans for Kipkarren salient and Kiboswa trading centres at 95% complete. Advisory plan for Orkokit farm completed. Planning for Romorio farm, Muchanganyiko farm completed and approved. PDP for Swahili village at

									90% completion
Spatial plan created and effected	No. of spatial plans created and effected	**O**	**1**	**1**	**1**	**0**	**1**	**0**	The preparation of Nandi County Spatial Plan is at 60%- Situation analysis stage
Increased in land available for investment	Number of Land banks	**0**	**30**	**5**	**0**	**0**	**20**	**0**	Target not met due to budgetary constraints.

Programme 4: Land survey and registration									
Objective: To produce disseminate and maintain accurate geospatial data to fast track demarcation and registration of county land									
Departmental outcome: Increased demarcation and registration of land									
Outcome /Output	**Related Outcome/ Output Performance Indicators From CIDP**	**Baseline (End of FY 17/18)**	**Target at end of the CIDP period 2021/2022**	**Target in (ADP) review period 2019/20**	**Target in Actual Budget 2019/20**	**Achievement in review period 19/20**	**Cumulative**		**Remark**
							CIDP	**Achievements**	
Improved service delivery to the county citizen	Percentage increase of survey services offered	20%	70%	50%	40%	35	50%	**35%**	Non availability of transport and unserviced equipment impacted on service delivery.
Existence of plans effected and sections surveyed	Percentage of lands surveyed Numbers issued	80%	95%	90%	90%	0	80%	80%	Annual target not met due to reallocation of funds.

Source: Department of Lands Environment & natural Resources; KFS

2.6.1.1 Discussion of Results

The strategies employed by the department towards improved water supply coverage in the County included rehabilitation and extension of water projects, Rehabilitating dams, spring protection, guide on appropriate water storage mechanisms, Identifying and restoring wetlands & riparian ecosystems and Preparation of County Spatial Plan and other centre plans. The following results wereregistered in the year under review;

a) The department has made progress towards provision of safe and clean water at household level to the residents. Some water projects for the previous years were completed during the year under review. However, the outcome on access to clean and safe water has minimally been realized due to the low project implementation rate occasioned by the coronavirus pandemic. The outbreak of the pandemic also resulted to the reallocation of funds allocated to water projects in FY 2019/2020 towards the fight against the pandemic therefore affecting the departmental strategies for the year.

b) 107 water projects funded in FY 2017/18 and FY 2018/19 were completed and are functional. The County also invested in drilling rigs which were operational with four boreholes drilled in the year under review.

c) In order to protect and conserve the environment, the Department in collaboration with the Kenya Forest Services (KFS) and Green Belt Movement organized for a tree planting exercise where partly was achieved due to the prevailing pandemic in the country thus making it difficult to implement. The Department further partnered with Food and Agriculture Organization (FAO) and Anglican Development Services (ADS) in conducting public sensitization on individual farmers tree planting. These strategies were expected to increase the County forest and tree cover by 5 per cent from 22% in 2018/2019 to 27% in 2019/2020. Other strategies implemented towards environmental conservation included sensitization campaigns on clearance of Eucalyptus trees in riparian areas with a response of up to 50 per cent clearance of the trees. This was done in collaboration with the National Environment Management Authority (NEMA) and FAO in the first quarter of the year under review. Further, the department undertook various Policy, Legal and Institutional Reforms that will provide a framework for implementation of environmental programmes and projects in the County. These include the development of the Wetlands Management and Conservation Draft Policy and Climate Change Draft Policy which had been submitted to the cabinet for approval.

d) Under the Survey and Physical Planning section, the department implemented strategies aimed at ascertaining rights and interests on land in order to achieve secure land tenure and controlled development to encourage greater investments in land and agriculture. The following achievents were recorded: 60 percent completion of the County Spatial Plan to guide land use; 80 percent completion of Kipkaren Salient and Kiboswa Trading Centres Development Plans and 90 percent completion in planning of Romorio, Kiptegat and Mchanganyiko farm settlements pending approval by the Town Planning Committee.

2.6.2 Lands, Environment and Natural resources Project Implementation Status

Table 15: Lands, Environment and Natural resources Project Implementation Status

S/No	FY	Total Number of projects	Total cost allocated to projects in Ksh.	Actual Expenditure as at 26th July, 2019 Ksh.	Status				
					Complete and Operational	Complete and not Operational	Ongoing	Yet to Start	Stalled
1	2018/2019 (As at 17th July 2020)	124	150,300,000	-	50	14	15	41	4
2	2017/2018	100	138,000,000	-	57	27	0	12	3
	2019/2020		0	0	0	0	0	0	0
TOTAL		224	288,300,000		107	41	15	53	7

Figure 7: Graphical representation of implementation status for the three year period

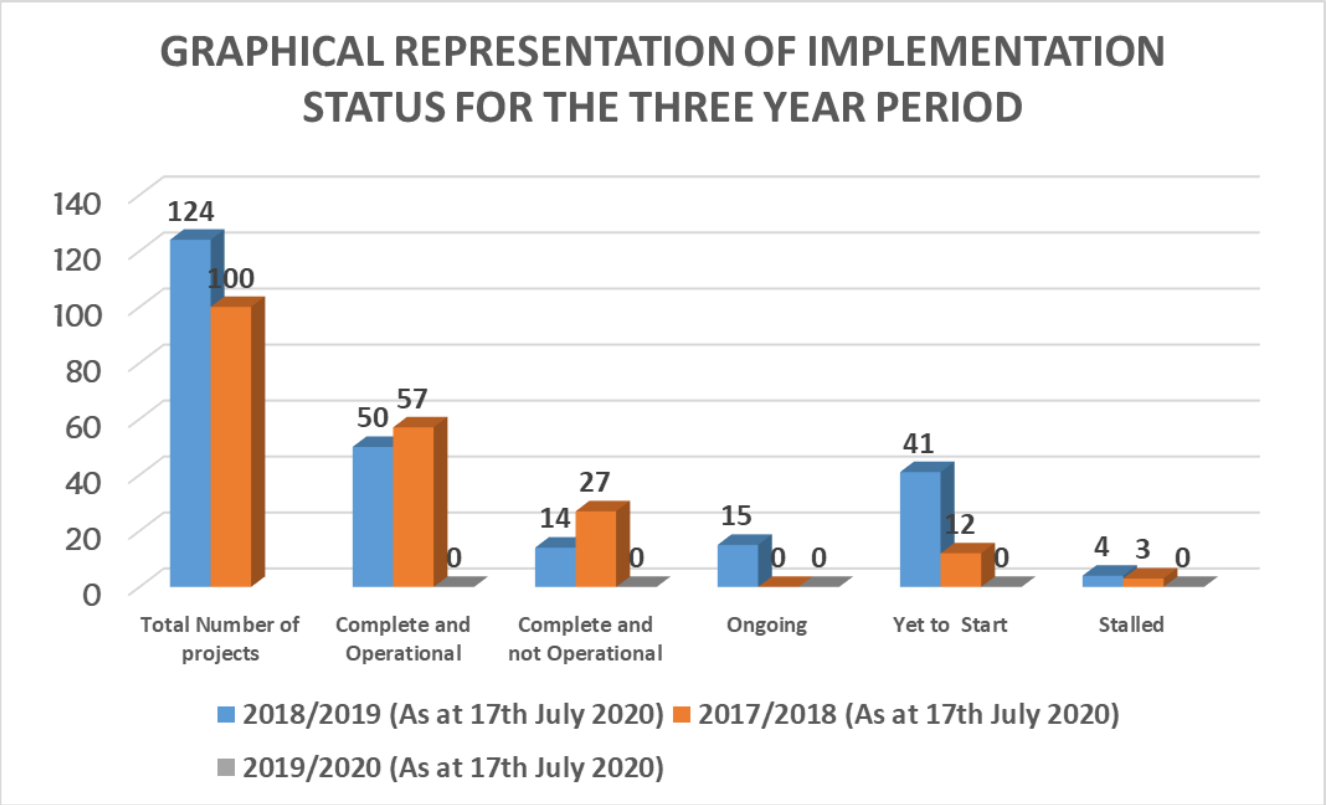

2.6.2.1 Project Implementation findings

a) A total of 100 projects for FY 2017/2018 were implemented by the department in FY 2018/2019 out of which 99 were water projects and one project involved procurement of drilling rigs which were operational.

b) It was established that out of the 99 water projects for FY 2017/ 2018, 57 were complete and operational, 27 were complete as per the bills of quantities but not operational, 12 were yet to start and had been retendered while 3 projects had stalled. Four boreholes had been drilled in the year under review.

c) The 27 projects for FY 2017/2018 had been complete as per the BQs though not operational. The projects required extension works for them to be operationalized (***check Annex*** 6 for respective project requirements)
d) It was also established that a total of 124 projects for FY 2018/2019 were implemented in the year under review where 50 projects were complete and operational, 14 projects were complete as per the bills of quantities but not operational, 41 projects were yet to start and had been retendered, 15 projects were ongoing and 4 of them had stalled.
e) It was further established that the department had largely been affected by the outbreak of thr coronavirus where all the departmental funds meant for water projects in FY 2019/2020 were reallocated towards the fight against the pandemic.

2.6.2.2 Project Implementation Challenges

Water Provision

a) Inadequate project designs to inform planning and resource allocation of water projects.
b) Several projects implemented in a financial year with minimal resource allocation per project affecting achievement of outcomes.
c) Allocation of funds to new projects before realization of outcomes of the ongoing projects.
d) Low technical input in identification and implementation of projects due to political interference.
e) Low stakeholder involvement in project implementation affecting ownership and sustainability
f) Wrangles by the Project Management Committees (PMCs) affecting project sustainability
g) Slow power connection to most of the completed projects

Physical Planning, Survey, Environmental Conservation and Protection

a) Inadequate budgetary allocation to planned activities especially in the environment section affecting achievement of set targets
b) Delay in payment of works done by the suppliers derailing implementation

2.6.2.3 Recommendations

Water Provision

a) There is need for the department to develop a comprehensive water investment plan including feasibility studies and development of designs to aid in prioritization and financing of water projects.
b) There is need for strategic planning in resource allocation with focus on few projects with high impact and completion of ongoing projects.

c) Enhanced Involvement and consensus building with all stakeholders (technical, political and beneficiaries) in the entire project cycle for smooth implementation, ownership and sustainability of projects.

d) Each Project should have a Project Management Committee in place with continous capacity building and sensitization meetings for the committees to enhance project ownership and sustainability

e) Installation of water meters should be considered for completed water projects to promote revenue collection.

f) More solar pumping system and gravity projects should be considered in planning for cost effectiveness and sustainability rather than depending fully on electricity.

Physical Planning, Survey, Environmental Conservation and Protection

a) There is need for more resource mobilization from development partners to facilitate all the departmental planned activities

b) There is need for timely payment of suppliers to facilitate smooth project implementation.

2.6.3 Key Achievements/Milestones

S/NO	Programme	2017/2018	2018/2019	2019/2020
1	**Water Service Provision**	57 completed water projects	50 completed water projects 2 Drilling rigs procured and operationalized	
2	**Environmental Conservation and Protection**	-Establishment of Environment Directorate. -Employment of key staff in the Sub-counties. -Trees planted in a number of schools & Wetlands	-County Environment Committee Gazetted and trained. -6 Offices at Sub-county HQs secured. -Eucalyptus along 50% of Riparian land removed	-Environment Inspectors Trained by NEMA. -Eucalyptus trees removed from 10% of Riparian land. -2 Policies drafted & forwarded to Cabinet.
3	**Physical planning**		-Planning of Kipkarren and Kiboswa trading centres -Preparation of advisory plan for Orkokit farm -Initiation the preparation of the Nandi County Spatial Plan -Planning for Swahili village in Kapsabet Town -Planning for Kiptegat farm	-Spearheading preparation of the Nandi County Spatial Plan up to 60% completion level - Provision of Technical Support to the Kenya Urban Support Programme (KUSP)

			-Planning for Romorio and Muchanganyiko farms	-Processing subdivision scheme plans for titling (600No.)
4	**Land survey and registration**	No program	Survey of Kipte farm	Surveys of kiboswa, mchanganyiko, kipkarren salient, Kapsabet Swahili village and kiptenden 'B' farm

Photo 5: Lands, Environment and Natural resources Sampled Photo

Kapkorio B Water Project, Emgwen Sub County

2.7. SPORTS, YOUTH AFFAIRS AND ARTS

2.7.1 Overview of the Department

The Department strives to diversify sports, initiate programs aimed at engaging the youth in socio-economic development of the county, provide enabling environment and support for artists to nurture and showcase their talents.

Department Vision

To be a leading county sector in formulation, coordination and implementation of projects and programs aimed at empowering all members of the society to lead dignified and productive lifestyles.

Department Mission

The sector is committed to provision of equitable services to all members of the society through nurturing of talents, empowering the youth, and the challenged for improved livelihoods.

Department Goal

The sector goals are to identify, nurture and exploit sporting talent among sports persons, empower youth to be socially and economically self-reliant and tap the rich and varied talents among the artists.

2.7.2 Sports, Youth Affairs and Arts Performance on CIDP Indicators

Table 16: Sports, Youth Affairs and Arts Performance on CIDP Indicators

Departmental outcome: Empowered Youth and Nurtured talents among artists									
Programme 1: Youth affairs and Art development									
Objective: To mainstream youth programs, tap and nurture talent among arts									
Outcome /Output	**Related Outcome/ Output Performance Indicators From CIDP**	**Baseline (FY 17/18)**	**Target at end of the CIDP period 2018 /2022**	**Target in (ADP) review period 2019 /20**	**Target in Budget 2019/20**	**Achievement in review period 19/20**	**Cumulative**		**Remark**
							CIDP	**Achievements**	
Increased number of empowered youth	Number of socially and financially empowered youth groups	0	300	100	100	7	150	88	Annual target not met due to reallocation of funds. The department trained 6 bodaboda saccos and 1 department

									mashinani group on self-empowerment.
Departmental outcome: Sports and talent among the youth promoted and nurtured									
Programme 2: Sports Development									
Objective: To promote sports and talent among youths									
Outcome/Output	**Related Outcome/ Output Performance Indicators From CIDP**	**Baseline (FY 17/18)**	**Target at end of the CIDP period 2018 /2022**	**Target in (ADP) review period 2019 /20**	**Target in Budget 2019/20**	**Achievement in review period 19/20**	**Cumulative**		**Remark**
							CIDP	**Achievements**	
Modern training camp Constructed	Number of modern training camps constructed	0	1	1	1	0	1	0	The second phase of the modern training camp was at 80% level of completion with the first phase (FY 2017/18) completed
Stadia developed	Number of Stadia Developed	2	6	2	2	0	5	0	Nandi Hills phase III (FY17/18) was at 60% but the implementation progress was slow, while phase IV (FY 18/19) was at 50% level of implementation. Funds meant for Laying of tartan at kipchoge stadium(FY 19/20) were reallocated
	Number of local and national competitio	9	141	**22**	14	6	55	36	The department held 6 competitions namely; KICOSCA, Volleyball

	ns held in the county.								tournament, Ndalat Gaa cross county, athletics cross country, county primary and secondary competition. Outbreak of COVID-19 affected the sports calendar leading to cancellation of all pending competitions for the FY 2019/20
Construction of Youth empowerment center (State of the Art studio & conference)	Level of Completion of the State of the Art Studio and Conference in Kapsabet	0	1	1	0	0	1	0	Target not achieved due to budgetray constraints.
Improved community sports fields	Number of community sports facilities improved	1	60	8	0	0	32	7	Annual target not achived due to budgetray constraints. The seven completed projects were funded in FY 2017/18 and FY 2018/19 with another 7 projects ongoing at different levels of implementation.

Source: Department of Sports, Youth Affairs and Art

2.7.2.1 Discussion of results

In the year under review, the department undertook various development projects and programs geared towards nurturing and promoting talent and sports among the youth. Projects under the sports development programme include construction of modern training camp in Kapsabet, development of stadia and improvement of community sports fields.

The department achieved 80% construction of the second phase of Eliud Kipchoge Modern Training Camp in Kapsabet. In addition, the third and forth phases of Nandi hills stadium entailing construction of changing rooms & toilets and stone pitching & construction of spectator terraces respectively were ongoing

Improvement of community sports fields was ongoing with two projects having been completed namely-; Kapsisiywa (FY17/18) and Samoo (FY 18/19) while St. Augustine Muroto, Kaptumo, Ndurio and kipchoge annex sports ground budgeted in the financial year 2017/18 were ongoing.

The department also facilitated six local competitions namely; KICOSCA, volleyball tournament, Ndalat Gaa cross country, athletics cross country, county primary and secondary schools competitions.

Under Youth empowerment programs, the department undertook trainings on self-empowerment through investment and savings to 7 youth groups under Boda-Boda Sacco's and department mashinani. However, the outbreak of COVID-19 pandemic disrupted implementation of various youth empowerment programs. In addition, the department distributed 11 welding machines purchased in financial year 2018/19 FY to 11 youth groups across the county.

Variance in ADP and budget

The department planned to implement 11 projects in the 2019/2020 including; completion of modern training camp phase II, completion of Kipchoge Stadium phase III, improvement of sport facilities, indoors sports arena, Kapsabet state of the art studio, acquisition of sports equipment and materials, organization of tournaments, talent development centers/camps, purchase of a bus, youth training, exhibition, festivals and fairs. However, the following were not funded and should be prioritized in the subsequent plans and budgets.

a) Youth empowerment center (State of the Art studio & Cconference)
b) Laying of tartan track at kipchoge stadium (phase III)
c) Purchase of a bus
d) Exhibitions, festivals and fairs
e) Indoors Sports arena

2.7.3 Project Implementation status

Table 17: Project Implementation status

S/No	FY	Total Number of project	Total cost allocated to projects in Ksh.	Actual Expenditure as at 17th July, 2020 Ksh.	Status				
					Complete and Operational	Complete and not Operational	Ongoing	Yet to Start	Stalled
1	2019/2020 (As at 17th July 2020)	1	2,500,000	0	0	1	0	0	0
2	2018/2019 (As at 17th July 2020)	7	64,779,600	7,726,000	3	1	2	1	0
3	2017/2018 (As at 17th July 2020)	13	47,874,021	34,364,800.50	6	1	5	1	0
TOTAL		21	115,153,621	42,090,800.50	9	3	7	2	0

Figure 8: Graphical representation of implementation status for the three year period

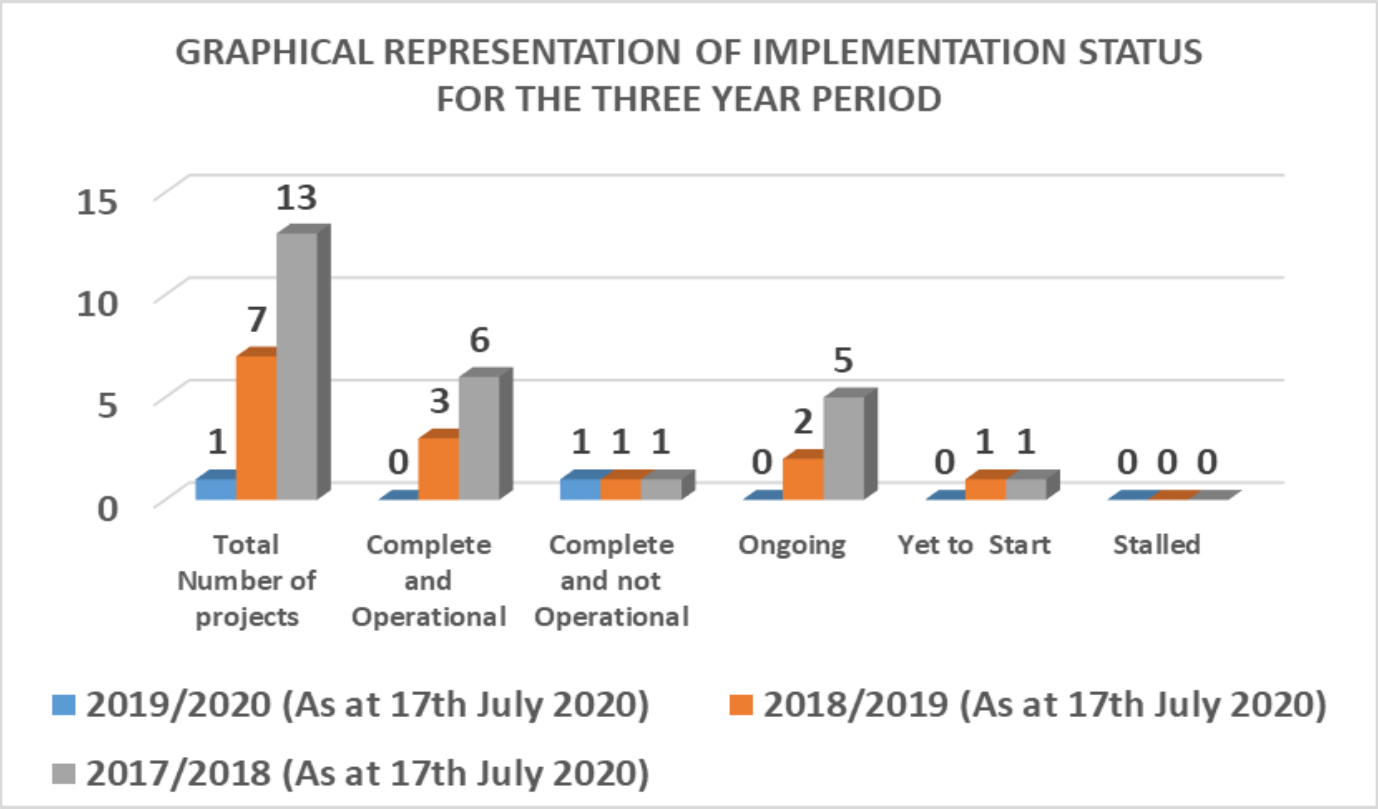

2.7.3.1 Sector Specific Challenges

a) Underestimation of scope of works during preparation of BQs affected implementation of some community sport fields funded in FY 2017/18**.**

b) Late preparation of BQs for some projects e.g. the Modern Training Camp and the stadia as well as lengthy procurement process delayed their implementation

c) Delay in commencement of works e.g in Taunet sports field

d) Delayed payment of completed works

e) Budgetary constraints affected operations of some programs under the youth affairs and arts' section

2.7.3.2 Observations

a) It was observed that most projects were behind schedule despite their implementation having been ongoing. Examples are the 2017/2018 financial year projects such as Kaptumo sports ground, Nandi Hills phase III and Ndurio sports field with expired contract periods though not clear if extention had been done.

b) It was observed that some of the complete and operational projects required routine maintenance e.g Samoo primary sports field

c) It was observed that one project for FY 2017/18 namely Taunet sports field and one for FY 2018/19 namely Kipsigak secondary sports field were yet to start

2.7.3.3 Policy Recommendations

a) The department should do a follow up with Project Managers and contractors to ensure that works are completed within the stipulated timeline

b) Pre tender site visit by the technical officers should be encouraged so as to capture project specific needs before preparation of the BQs and other technical documents

c) The department should consider early preparation of technical documents such BQs to facilitate smooth implementation of projects.

d) There is need for the department to follow up and take necessary action on works that are behind schedule together with those that had not started.

e) The department should facilitate timely implementation of projects and payment of completed works

f) Projects implemented by the department should be determined by the priorities as identified by the beneficiaries of the project so as to enhance project ownership and sustainability.

2.7.4 Key Achievements/Milestones

S/NO	Programme	2017/2018	2018/2019	2019/2020
1	Youth affairs and Art development		Issued 92 welding machines to 92 youth groups	

Photo 6: Sports, Youth Affairs and Arts Sampled Photo

Eliud Kipchoge modern Training camp phases I & II (July 2020)

A beneficiary of the welding machine programme at work

2.8: TOURISM, CULTURE AND SOCIAL WELFARE

2.8.1 Overview of the department

The Mandate of the Department is to promote Tourism, preserve Culture/Heritage and provide care and support to vulnerable members of the Community through designing suitable plans and strategies that contribute to high and sustainable socio-economic development.

Department Vision

To be the leading agent for globally competitive tourism, heritage conservation and community empowerment

Department Mission

To develop, preserve and promote unique tourism products, cultural heritage and provision of equitable services of the people.

Department Goals

The sector strives to achieve the following main goals:

a) Increase Tourism arrivals, bed nights by domestic tourists and develop additional beds in high quality accommodation facilities across the county.
b) Preserve and promote cultural heritage for sustainable development
c) Provide care and support to vulnerable members of the community

2.8.2 Tourism, Culture and Social Welfare Performance on CIDP Indicators

Table 18: Tourism, Culture and Social Welfare Performance on CIDP Indicators

Programme 1:		**Tourism Development**							
Objective:		**To exploit tourism potential in Nandi County and market it as an excellent tourism destination**							
outcome:		**Tourism potential in Nandi County developed and tourist Arrivals into the county increased.**							
Outcome/ Output	**Related outcome/output performance indicators in the CIDP**	**Baseline (2017)**	**Target at end of the CIDP period 2018 /2022**	**Target in (ADP) review period 2019/20**	**Target in Budget 2019/ 20**	**Achievement in review period 19/20**	**Cumulative**		**Remark**
							CIDP	**Achievements**	
Improved tourism infrastructure	Number of tourist sites developed	1	7	2	0	0	6	1	Chepkiit tourist site project Funded

									in FY 2018/19 was ongoing at 70% level of completion.
	Amount of revenue collected	200,000	6,000,000	1,000,000	-	469,050	3,200,000	1,774380	Target not achieved due to the Closure of Chepkiit tourist site for construction purposes and the MOH protocols on Covid-19.
	Number of tourist arrivals	0	15,000	5,000	-	23,300	10,000	51,700	The target was surpassed. The achievement is based on tourists visiting tourism sites and the hotels.
Programme	**Culture and Heritage Preservation**								
Objective	**To Develop, preserve and promote cultural Heritage**								
Outcome	**Cultural heritage development and preservation**								

Outcome /Output	Related outcome/ outpour performance indicators in the CIDP	Baseline (End of FY 18/19)	Target at end of the CIDP period 2021/2022	Target in (ADP) review period 2019/20	Target in Actual Budget 2019/20	Achievement in review period 19/20	Cumulative		Remarks
							CIDP	Achievements	
Heroes and heroines recognized and honored	Number of mausoleums constructed	0	2	1	**1**	**0**	**1**	**1**	Annual target not achieved. Construction to completion of tomb house and renovation works at the Jean Marie Seroney Mausoleum funded in 2018/19 FY.
Programme 3	**Socio-Economic empowerment of Vulnerable groups.**								
Objective	**To provide support, care and empower vulnerable members of the society**								
Outcome	**Empowered vulnerable members of the society leading a dignified life.**								
Outcome /Output	**Related outcome/ outpour performance indicators in the CIDP**	**Base line (End of FY 18/19)**	**Target at end of the CIDP period 2021/2022**	**Target in (ADP) review period 2019/20)**	**Target in Actual Budget 2019/2020)**	**Achievement in review period 19/20**	**Cumulative**		**Remarks**
							CIDP	**Achievement**	
Vulnerable members empowered	Number of sewing machines issued to women and PWD groups	0	120	120	0	0	120	258	Annual Target not achieved due to budgetary constraints. The 258 achievement was under FY 2017/18 and

									FY 2018/19 funding.
	Number of salon kits issued to women and PWD groups	0	100	0	0	0	100	85	No budgetary allocation in the review year. 85 saloon kits were funded in FY 2018/19.
	Number of storage containers acquired	0	0	0	1	0	1	0	The container funded in FY 2018/19 was yet to be delivered
Social amenities improved	Number of social halls constructed	5	6	1	0	0	1	0	Renovation and restoration of Jean Marie Seroney Social Hall funded in FY 2018/19 was ongoing at 70% level of completion.
PWDs supported	No of PWDs issued with assistive devices	0	6800	50	0	0	453	500	The target was achieved through a MoU with Partners For Care and Bethany Kids, the department has managed to distribute 150 wheelchairs and 200 mobility carts to beneficiaries across the county.

Source: Department of Tourism, Culture and Social Welfare.

2.8.2.1 Discussion of Results

a) During the review period, the department completed the following works at Chepkiit Tourism site (Phase II); construction of walkways, shades, dustbins, a

water tank and benches. The projects were carried forward from FY 2018/19 as works in progress. Other works including fencing of the site and construction of an educational centre were ongoing while construction of a ticketing office/gate, signage and guard rails in the site were yet to start. The first phase of works in the site entailing construction of an ablution block (funded in FY 2017/18) had been completed and operationalized.

b) Closure of Chepkiit Tourism site for construction works in line with the Ministry of Health (MoH) guidelines on COVID-19 led to a drop in tourist arrivals and consequently revenue collection.
c) In order to honour the County's heroes and heroines, the department completed the renovation and restoration of the Jean Marie Seroney house and construction of a tomb house at the Jean Marie Seroney Leadership centre to honour the Nandi Leader. The department also in October 2019, celebrated Koitalel Samoei- the Legendary Nandi leader who played a key role in the Nandi resistance to colonial rule. Minority groups within the county such as the Terik and the Talai were also celebrated to foster cohesion and togetherness within the county. This has enhanced appreciation of the role played by heroes and heroines in the making of Nandi history.
d) The Social Welfare section of the department empowered women and PWD groups through procurement and issuance of 96 assorted sewing machines in 2017/2018 and 162 sewing machines procured in 2018/19 and distributed in 2019/20. This has led to socio-economic empowerment of vulnerable groups across the county.
e) In the FY 2018/2019, 2.5M was allocated in the budget for acquisition of additional assistive devices. The department surpassed its target due to the signing of a MoU with Partners for Care and Bethany Kids, which has led to distribution of 150 wheelchairs and 200 mobility carts to beneficiaries across the county. A container for storing assistive devices has also been procured and is in the process of being delivered.
f) 85 Saloon kits acquired in FY 2018/19 were all distributed to 85 women and PWDs groups during the review period.
g) To improve social amenities and enhance social interaction, the county has five existing social halls namely; Cheptarit, Kabiyet, Kapsabet, Kobujoi, Kaptumo, Nandihills, Lessos and Maraba & construction of a social hall at the Jean Marie Seroney Leadership Centre in Songhor/Soba Ward is ongoing at the roofing stage.

Variance in ADP and Budget

Five projects namely; Development of Nandi Rock, Construction of Nandi Cultural Centre, acquisition of assistive devices, social empowerment-Acquisition and distribution of chicks and tools of trade for PWDs prioritized in the FY 2019/2020 ADP were budgeted but funds were later reallocated in subsequent supplementary budgets. An additional six projects namely; Development of Tabolwa rock site, Establishment of information centres, development of Keben springs, Construction of a rescue centre, Acquisition of assistive devicesand collection of PWD bio data prioritized in the ADP were not prioritized in the budget FY 2019/2020 budget.

The unfunded planned projects should therefore be reconsidered for prioritization in the subsequent plans and budgets.

2.8.3 Tourism, Culture and Social Welfare Project Implementation status

Table 19: Tourism, Culture and Social Welfare Project Implementation status

S/No	FY	Total Number of project	Total cost allocated to projects in Kshs.	Actual Expenditure as at 17th July , 2020 Kshs.	Status				
					Complete and Operational	Complete and not Operational	Ongoing	Yet to Start	Stalled
1.	2019/2020 (As at 17th July 2020	**0**	**0**	**0**	**0**	**0**	**0**	**0**	**0**
2. 1	2018/2019 (As at 17th July 2020)	**13**	**33,588,000**		**4**	**0**	**7**	**2**	**0**
3. 2	2017/2018	**3**	8,000,000	**-**	3	0	0	0	0
TOTAL		16	33,588,000		4	0	7	2	0

Figure 9: Graphical representation of implementation status for the three period

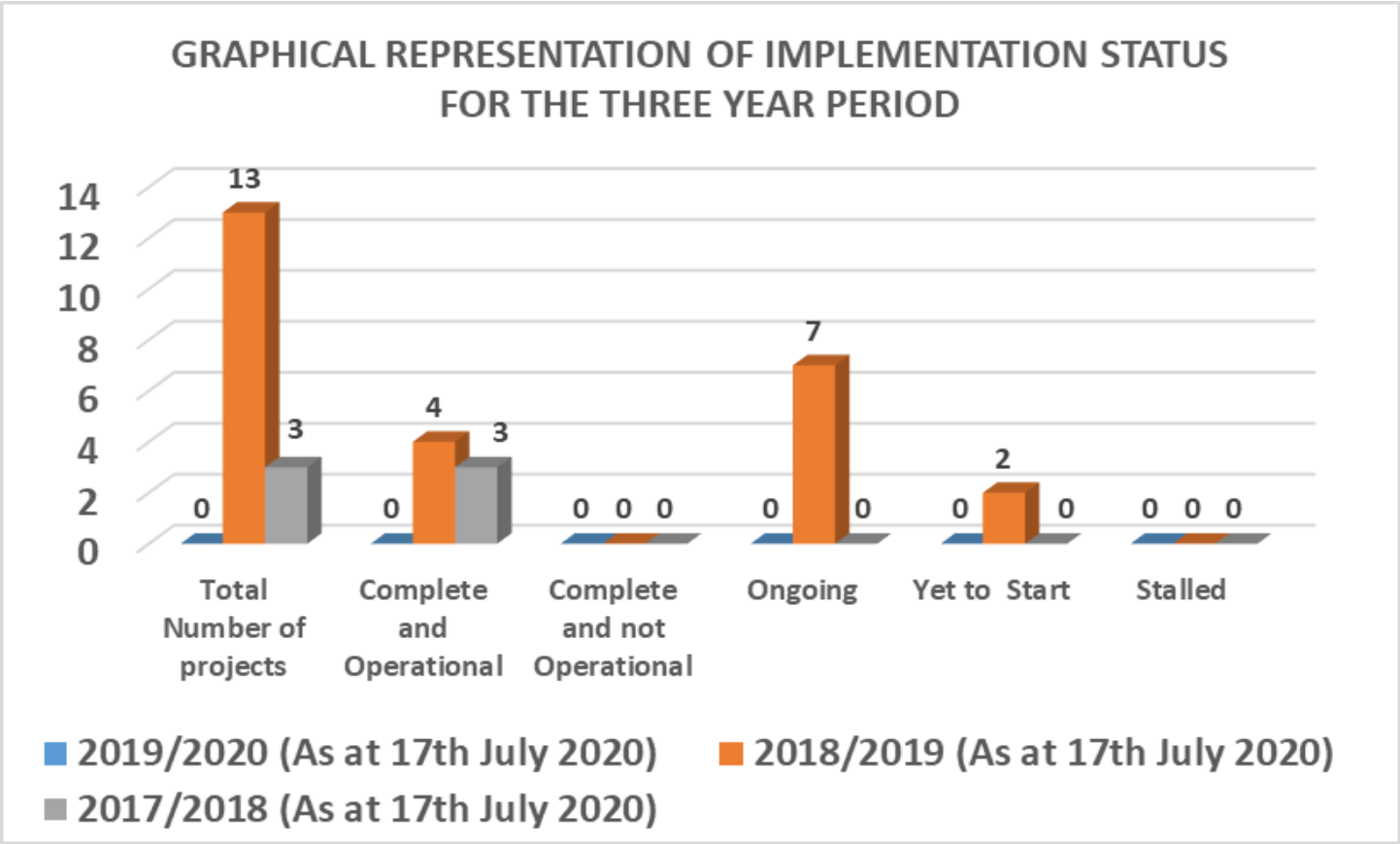

2.8.3.1 Project implementation findings

a) The department carried forward the implementation of thirteen projects from FY 2018/19 to FY 2019/2020 out of which four projects namely; Construction of Jean Marie Seroney mausoleum, Acquisition and distribution of sewing machines, Acquisition and distribution of assistive devices and construction of benches, shades, installation of dustbins were completed and operationalized while the other seven projects were ongoing.

b) The department acquired and distributed 162 assorted sewing machines and 85 saloon kits to women and PWD groups across the county. 350 assistive devices and mobility carts were also distributed to beneficiaries across the county through a partnership with Bethany Kids and Partners for Care.

c) While most of the distributed sewing machines were functional, some were not in use due to lack of technical capacity among group member to operate them. The project was confirmed viable by most of the sampled groups though it was felt in some cases that simpler projects like poultry farming to be considered in future as it did not require much technical skill.

2.8.3.2 Project Implementation Challenges

a) Inadequate funding and delayed payments of completed works.
b) Encroachment of tourist and cultural sites by members of the public
c) Most of the tourism and culture sites are located in private land
d) Inaccessibility of some tourist and cultural sites

2.8.3.3 Recommendations

a) Consideration to be given to alternative socio-economic empowerment projects that does not require much technical skill from the beneficiaries for example poultry farming.
b) The department should map and protect tourist and cultural sites through fencing and community sensitization.
c) The department should consider facilitating and working with the Community Based Tourism enterprises for promotion of tourism by local private sectors.
d) The department budgetary allocation should be enhanced as the sector has a great potential to generate more revenue, foster the Nandi Culture and improve the socio-economic aspects of the vulnerable members of the society.

2.8.4 Key Achievements/Milestones

S/NO	Programme	2017/2018	2018/2019	2019/2020
	Tourism development	1.Phase I development of Chepkiit tourist site (Ablution block)	1.Phase II development of Chepkiit tourist site (Walkways, shades, installation of a water tank and dustbins)	-
	Culture and Heritage Preservation	1. Annual celebration and honoring of the Nandi's heroes and heroines.	1. Construction of Jean Marie Seroney Mausoleum. 2. Documentation of Cultural heritage with CTV and KTN. 3. Annual celebration and honoring of the Nandi heroes and heroines.	1.Annual celebration and honoring of the Nandi's heroes and heroines together with the minority groups
	Socio-Economic empowerment of Vulnerable groups.	1. Acquisition and distribution of 96 sewing machines to women and PWD groups. 2. Acquisition and distribution of 150 assistive devices.	1. Acquisition and distribution of 162 sewing machines to women and PWD groups. 2. Acquisition and distribution of 85 saloon kits to vulnerable groups across. 3. In partnership with Bethany Kids and Partners For Care, 150 wheelchairs and 200 mobility carts were distributed to PWDs across the county.	-

Photo 7: Tourism, Culture and Social Welfare Sampled Photos

Walkways at Chepkiit (July 2020)

Jean Marie Seroney Mausoleum (July 2020)

Distribution of Socio-Economic empowerment tools (assistive devices and saloon kits) to beneficiaries)

Production of Face Masks by Beneficiaries of Sewing Machines

2.9: ADMINISTRATION, PUBLIC SERVICE AND e-GOVERNMENT

2.9.1 Overview of the Sector

The County department of Administration, Public Service and e-Government comprise of two sections namely; Administration & Public Service and ICT & e-Government. The administration section is mandated with the management of the decentralized units including urban areas, Urban planning and Development, Disaster and Risk Management, allocation of County Government houses and offices, development of urban infrastructure including bus parks and parking bays, solid waste management and urban security including street lighting and Public participation and Civic Education.

The Public Service section is responsible for the Management of the County human resource and the development of Human Resource policies and guidelines while the ICT and e-Government section is responsible for the provision of ICT infrastructure and communication services in the County.

Kapsabet municipality headed by a Municipal Manager is also domiciled in the department.

Sector Goal

To facilitate the growth, diversification and the stability of Nandi County's Socio-economic position with a view of creating employment and social opportunities, expanding the economy to provide a sustainable future for all residents of Nandi County

Vision and Mission

Vision: To be a leading sector in the County Government of Nandi in the provision of services to the residents of Nandi County.

Mission: To provide quality services to the residents of Nandi County Government in an efficient, effective and transparent manner using limited resources.

Sector/Sub Sector Goal

The sector's goal is to facilitate the growth, diversification and the stability of Nandi County's socio-economic position with a view of creating employment and social opportunities, expanding the economy to provide a sustainable future for all residents of Nandi County.

2.9.2: Administration, Public Service and e-Government Performance on CIDP Indicators

Table 20: Administration, Public Service and e-Government Performance on CIDP Indicators

Programme 1: General Administration and Support Services
Objective : To improve efficiency in service delivery
Outcome: Improved efficiency in service delivery

Outcome /Output	Related Outcome/ Output Performance Indicators From CIDP	Baseline (2017)	Target at end of the CIDP period 2021/2022	Target in (ADP) review period 2019/20	Target in Budget 2019/20	Achievement in review period 19/20	Cumulative		Remarks
							CIDP	Achievements	
County Offices Constructed	No. of office blocks constructed and equipped	6	6	-	1	0	4	0	Completion of the Governor's offices (Kapsabet) funded in FY 2018/19 is yet to start.
Enhanced Town and urban areas sanitation	KM. of sewerage systems constructed within the urban areas	-	-	-	0	0	-	1.5km	The construction of the 1.5km under KUSP funded in FY 2018/2019 is complete and awaiting property connections.
Improved solid waste management	No. of waste disposal equipment acquired-trucks	-	9	1	0	0	1	5 waste receptacles	Five waste receptacles budgeted in FY 2018/2019 acquired, delivered and in use in Kabiyet, Nandi hills, Baraton, Kaptumo, and Chepterit urban areas. -Budgetary Allocation not sufficient for purchase of a truck
Improved town and urban	No. of boda boda shades	-	-	0	0	0	12	12	All the twelve sheds were budgeted for in

areas planning	constructed								FY 2017/2018 out of which Tilalwo, Baraton and Meswo were completed in FY 2019/2020 and other nine were completed in FY 2018/2019.
	No. of plans developed - i.e PDP, IDEP	0	8	0	0	0	4	0	The municipality is on the process of developing integrated development plan funded by World Bank in FY 2018/2019
Improved Town and urban centres road network	Length of roads constructed (KM)	5	145km	0	6	0	30	0	The feasibility study for the construction of the 6km tarmac road network within the municipality is ongoing and funded by the World Bank.
Improved town and urban centers security	No. of high mast street light points installed	5	30	7	0	0	19	7	The annual target was not met due to budgetary constraints. However, the seven high mast street light points installed were budgeted for FY 2018/2019 by World Bank under the KUSP.
Decentralized administrative	No. of administrative	2	6	2	0	0	5	0	Target not achieved due to budgetary constraints.

offices constructed and equipped	offices constructed								
Business environment improved	No of bus parks constructed	0	3	2	0	0	2	0	Target in ADP not achieved due to budgetary constraints. However, construction of Nandi Hills and Mosoriot Bus parks (Phase I) funded in FY 2017/18 Completed. The second and final phase of the projects funded in FY 2018/19 Yet to start.
	No. of Jua kali shades,	0	5	4	0	0	4	3	Target in ADP not achieved due to budgetary constraints. The three completed jua kali shades in Baraton, Chebarbar,Cheptterit Were funded in FY 2018/2019 by World Bank.
Programme 2 : Special Programmes **Objective: To improve disaster preparedness and risk management** **Outcome: Improved Resilience and Better Capacity to Prevent and Mitigate Disasters**									
Disaster management and emergency response framework established	No. of disasters prone areas/sites identified	0	53	0	0	0	30	10	The budget for the programme was under the recurrent funds and budgeted on the executive vote.

Improved working environment and storage facility	No. of fire station established	0	6	2	0	0	4	0	Target not achieved due to budgetary constraints.
Programme 3 :Administration and Support Of Human Resource									
Objective: To improve service delivery within the county									
Outcome: Improved Service Delivery									
County human resource records management improved	No. of Human Resource Information System in place	0	**5**	0	0	0	3	1	The one achieved system is a component under Health Management Information System (HMIS).
Human resource management and development practices improved	No. of Human resource and development policies developed	0	**32**	13	0	0	17	1	Target not achieved due to budgetary constraints. The one achievement, internship policy and guidelines was for FY 2018/2019
Performance contracts signed	No. of performance contracts and appraisals signed	0	**2910**	0	0	57	40	57	The performance contracting unit was able to conduct signing of the contracts by the CECMs, chief officers and the directors.
Programme 4: ICT & Communication **Objective: To enhance Service Delivery through ICT and Communication Technologies** **Outcome: Increased use of ICT and Communication Technologies**									
Data security enhanced	No. of data centers constructed,	2	8	1	1	0	13	1	The county Managed to construct and operationalize one data center in Kapsabet

									funded in FY 2018/2019. In the FY 2019/2020 kshs 9.7M was budgeted for the establishment of data centre.
Service Delivery improved	No. of systems developed	0	9	8	0	0	9	8	The ADP target was not met due to budgetary constraints. However the eight systems were funded in FY 2018/2019
Public complaints/compliments and Suggestions Managed	No of call centers developed.	0	1	0	0	0	1	1	The county Managed to construct and operationalize one call center funded in FY 2018/2019.
	No. of complaments/suggestion boxes installed	2	0	0	0	0	10	2	The boxes were already in place and only improvement was done

Source: CIDP 2018-2022 and Administration Public Service and E- Government

2.9.2.1 Discussion Of Results

a) To improve efficiency in service delivery the department in collaboration with the World Bank **in FY 2018/19** enhanced town and urban areas sanitation in Kapsabet Municipality through extention of the sewer line by 1.5km.

b) To achieve improved solid waste management, the department acquired five waste receptacles in FY 2018/2019 and were distributed to major urban areas including Kapsabet, Nandi hills, Mosoriot , kabiyet, Baraton and Kaptumo .

c) Town and urban areas planning has been improved through the construction of modern recreational parks in Nandi hills, bus parks in Nandi hills and Kapsabet in FY 2017/2018.

d) Twelve Bodaboda sheds were also constructed across major urban centers including Lessos, Nandi hills, Himaki, Baraton, Chepterit, Mosoriot among others also under FY 2017/2018.

e) Construction of six kilometer non-motorized transport facilities (Namgoi Trading Centre to Law Courts on Kapsabet boy's side and from public work offices – Kamobo on St. Peters Side; Athletic racing track from Kapsabet bible college – Lode School academy/Marcle School) funded in FY 2018/19 were ongoing at final stages of implementation.

f) In order to improve urban and town centers security in the County, construction of street lights and seven high mast floodlights in Major Street and urban areas was ongoing funded by the County Government in collaboration with the World Bank in FY 2018/19. The earmarked cites for the High masts namely Chepterit Girls cross roads, Chepterit Trading Centre, Baraton Trading Centre, Namgoi Trading Centre, Chebarbar Trading Centre, Kapsabet Market, Jua kali Centre are complete and awaiting connection to the main grid lines. The Security Lighting done in the following areas Nandi Primary-Amai River, CITAM Road-2.5km and Kamobo –Kamobo Primary School/ Teldet DICECE- Kamatargui, AIC Singorwa – Chepsegeny River, Namgoi- Kamatargui are also at their final stages.

g) To improve disaster preparedness and risk management the County Government was able to respond to emergencies on time due to a functional disaster response unit and availability of information on disaster prone areas. 21 sites had been mapped as prone to landslides, floods and lightening.

h) To improve service delivery within the county, the department undertook a human resource audit in regard to the staff establishment hence leading to proper placement and promotion of staff while identifying capacity gaps in various departments. The performance-contracting unit was also able to conduct signing of the performance contracts by the CECMs, chief officers and the directors

i) To enhance Service Delivery through Information Communication Technology (ICT), the county constructed and equiped a data center and a Call Center in FY 2018/2019 to manage public complaints/compliments.The centers are operational.

Variance in ADP and Budget

a. The budget introduced waste receptacles that had not been factored in the ADP
b. The ADP factored less funds under KUSP programs as compared to the actual amount that was dispersed leading to introduction of new projects i.e. Non-Motorized transport facility and High mast
c. The following projects were prioritized in the ADP but not in the budget due to financial constraints.

j) Establishment of ICT centers-Mosop and Aldai
k) Construction of sub county administration offices
l) Construction of ward offices
m) GIS spatial plan in Kapsabet municipality
n) Construction of Kapsabet Municipality perimeter wall

o) Construction of fire stations in Kapsabet and Nandi Hills
p) Acquisition of departmental vehicle
q) Installation of drainage system in Nandi Hills
r) Acquisition of waste disposal truck for sub county waste collection
s) Establishment and rehabilitation of Kapsabet recreational parks
t) Renovation of government houses in the municipality
u) Development of policies
v) Baseline survey
w) -Development of guidelines

Projects to Be Considered In Subsequent Plans

a. Completion of Administration Block
b. Acquisition of dumpsite
c. Purchase of self-loading trucks

2.9.3 Project Implementation status

Table 21: Project Implementation status

S/No	FY	Total Number of projects	Total cost allocated to projects in Ksh.	Actual Expenditure as at 17thJuly , 2020 Kshs.	Status				
					Complete and Operational	Complete and not Operational	Ongoing	Yet to Start	Stalled
1.	2019/2020(As at 17th July 2020)	2	224,154,047.00		1	0	0	1	0
2	2018/2019 (As at 17th July 2020)	19	194,459,406.00		6	0	13	0	0
3	2017/2018 (As at 17th July 2020)	21	66,750,444.00		20	0	1	0	0
TOTAL					27	0	14	1	0

Figure 10: Graphical representation of implementation status for the three year Period

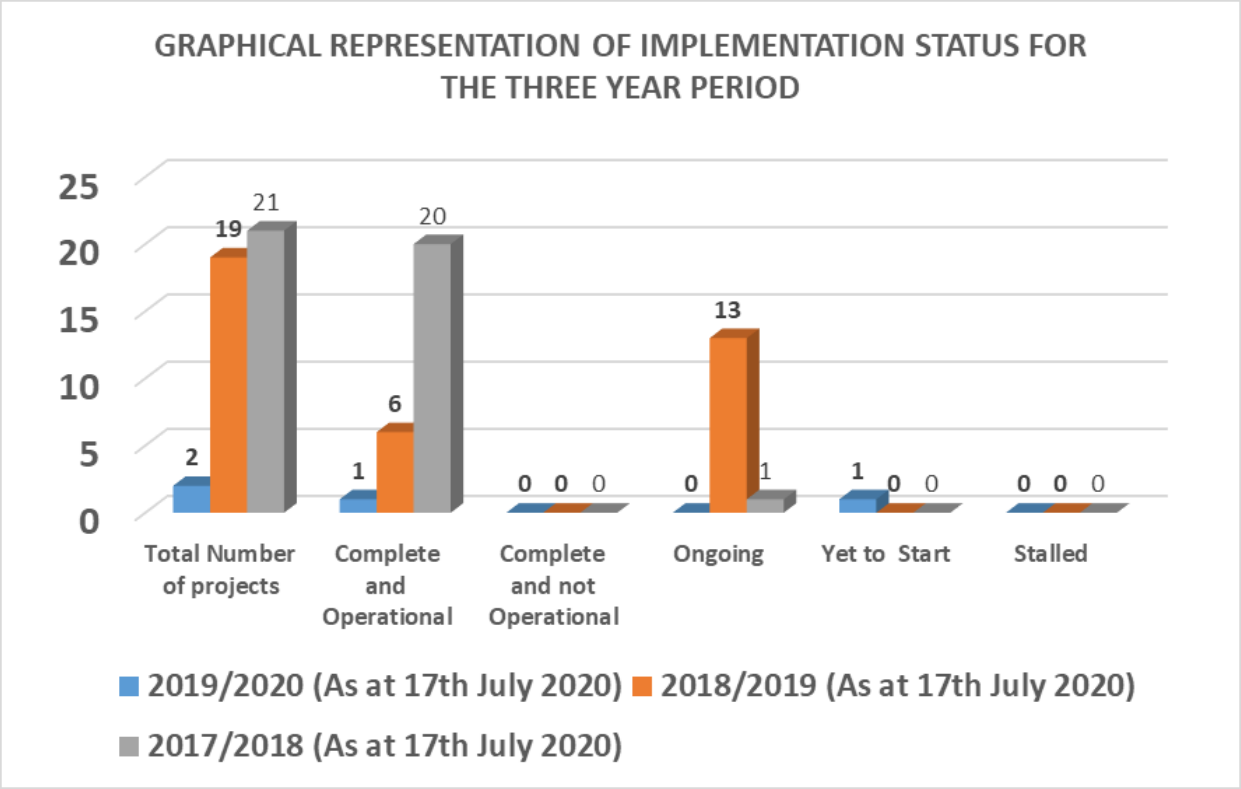

2.9.3.1 Sector Implementation Challenges

a) Reallocation of funds to projects that were not budgeted for initially leading to non implementation of planned projects.
b) Bureacratic procurement process, unfavourable climatic conditions coupled with delay in the prerequisite approvals from government entities such as KeNHA, KCCA, Kenya Power, KENAWASCO and Fibre Optic Companies occasioned the delay in implementation of some of the KUSP projects.
c) The outbreak of COVID-19 with the accompanying protocols on containment measures led to scaling down of casual laborers working on KUSP projects thus slowing down works.
d) Delay in preparation of technical documents for completion of Governor's Office Block
e) Change of priorities occasioned by arising political interest on wards within the municipality.

2.9.3.2 Observations

a) There is need for timely procurement of goods and services by the department as per the annual work plan for smooth implementation and curb roll overs.
b) The department should prioritize completion of earlier funded projects to reduce degradation and attain value for money.
c) Enhanced stakeholder involvement in project identification and prioritization to facilitate smooth implementation.

Key Achievements—key under each programme

S/NO	Programme	2017/2018	2018/2019	2019/2020

1.	P. 1 General Administration and Support Services	12 Boda Boda shades	Five waste receptacles distributed in major urban areas	
2.	P.2 County Administrative Services		Internship programme for 500 youths Staff appraisals' Signing of performance contracts -57	
3.	P.3 Kapsabet Municipal services and Infrastructure		Final stages in completion of non-motorized transport facility, high mast, street lighting, market stalls, and the sewer line	
4.	P.4 ICT and Infrastructure		Fleet Management System Assets and Inventory Management System HMIS (Hardware & Networking) E-Memo & Workflow Management System Data Centre Call centre	
5.	P5. KUSP	Attainment of the Municipality Charter	Final stage in implementation of non-motorized transport facility, high mast, street lighting, market stalls, and the sewer line	

Photo 8: Administration, Public Service and E-Government Sampled Photos

Kapsabet bus park waiting shades

Kapsabet municipality NMT facility

2.10 TRADE, INVESTMENT AND INDUSTRIALIZATION

2.10.1 Overview of the Department

The core mandate of the department of Trade, Investment and Industrialization is to facilitate investment and promote trade, manufacturing and industrialization. The department seeks to facilitate Micro, Small & Medium Enterprises (MSMEs) and large

enterprises to improve trade that promote wealth and employment creation. This is achieved through creation of an enabling environment, provision of loans to traders and entrepreneurs and leveraging on the existence of skilled youthful population.

Department Vision

To be the first choice of investment destination and most preferred address of any new business ventures

Department Mission

To create a socially stable, business friendly environment that will attract locals and foreigners to seek wealth creating opportunities in Nandi County

Department Goals

The sector goals are to:

a) Promote and facilitate trade, Investment and Industrial development in the county
b) Promote business development in Micro, Small and Medium Size Enterprises (MSMEs)
c) Enhance Public Private Partnership (PPP) and linkages with other agencies

2.10.2 Trade, Investment and Industrialization Performance on CIDP Indicators

Table 22: Trade, Investment and Industrialization Performance on CIDP Indicators

Programme 1: Trade Development									
Objective To promote and facilitate trade in the county									
Output: Increased access to goods and services									
Outcome /Output	**Related Outcome/Output Performance Indicators From CIDP**	**Baseline (2017)**	**Target at end of the CIDP period 2018/2023**	**Target in (ADP) review period 2019/20**	**Target in Actual Budget 19/20**	**Achievement in review period 19/20**	**Cumulative**		**Remark**
							CIDP	**Achievements**	
Established Open air/fresh produce markets	Number of open fresh produce markets established	15	21	3	1	0	4	2	2 fresh Produce markets for FY 2017/2018 namely Kobujoi and Maraba were completed. Out of the 3 fresh produce markets targeted in ADP only 1 was budgeted in FY 2019/2020.
Developed a bus park	Number of bus parks developed	8	13	3	0	0	3	0	Annual target not met due to

									budgetary constraints.
Constructed modern market stalls	Number of market stalls constructed	0	216	72	16	0	45	33	The annual target of 72 stalls was not achievd due to budgetary constraints. Funds for the 16 stalls in the budget were reallocated
Improved market sanitation	Number of ablution blocks constructed	9	19	6	0	0	4	3	Annual target not met due to budgetary constraintsThe 3 Ablution blocks for in Kabiyet, nandi hills and Maraba markets were funded in FY 2017/18.
Construction of boda boda shades	Number of boda boda shades constructed	8	0	6	16	0	0	14	Annual target not met due to reallocation of funds. The 14 bodaboda shades were funded in FY 2017/2018.
Online marketing training undertaken	Number of traders trained in online marketing	-	1500	0	100	0	300	60	The 60 trained traders were budgeted for in FY 2017/2018

Programme 2: Fair trade practices

Objective To provide weight and measures services

Departmental outcome: Enhanced business competition and consumer protection

Outcome /Output	**Related Outcome /Output Performance Indicators From CIDP**	**Baseline (2017)**	**Target at end of the CIDP period 2018/2023**	**Target in (ADP) review period 2019/20**	**Target in Actual Budget 19/20**	**Achievements in review period 19/20**	**Cumulative**		**Remark**
							CIDP	**Achievements**	
Promote fair trade practices	Number of weights and measures instruments calibrate	0	11,300	1700	1500	856	300	2900	The 856 instruments calibrated was done in FY 2019/2020 Target not met due to mobility challenges and

	d and verified								covid 19 measures
	Number of workshops constructed and equipped	0	6	1	1	0	1	0	Weight and measures standards were supplied in the FY 2019/2020. Workshop is yet to be equipped

Programme 3: Industrial Development

Objective: To develop industries across the county

Departmental outcome: Increased Volume of manufactured/ processed goods

Outcome /Output	**Related Outcome/Output Performance Indicators From CIDP**	**Baseline (End of FY 18/19)**	**Target at end of the CIDP period 2018/2023**	**Target in (ADP) review period 2019/20**	**Target in Actual Budget 19/20**	**Achie Vement in review period 19/20**	**Cumulative**		**Remarks**
							CIDP	**Achievements**	
Incubation centres developed	Number of business incubation centres established	0	7	3	0	0	0	0	Annual target not met due to budgetary constraints. However, works are ongoing on establishment of the incubation center funded in FY 2018/19.

Source: Department of Trade, Investment & Industrialization

2.10.2.1 Discussion of Results

a) The department is a link between production and consumption. The department registered improved performance in implementation of projects that are aimed at increased access to goods and services. The progress made under trade development include: construction of fresh produce markets in Kobujoi and Maraba trading centres with the one in Maraba operational, establishment of a bus park/stage in Mosoriot, construction of 3 ablution blocks in Kabiyet, Maraba and Nandi Hills to improve market sanitation, construction to completion of market stalls in 3 markets namely kilibwoni, chemursoi and kabiemit with works ongoing in another 4 markets in the county. Other achievements in the section include construction to completion of 14 boda boda shades across the county.

b) The department has further promoted fair trade practices in the county by calibrating and verifying weight and measures instruments. Calibration and

verification of instruments has enhanced consumer protection and improved fairness in business community. In addition, technical training for one officer has been facilitated on trade fairs practices especially calibration of instruments at the factories. Further weight and measures standards have been supplied and a workshop is yet to be equipped

c) Progress has been registered in the industrial development section with the establishment of a textile and apparel unit in Mosoriot. Upon completion, the unit under construction is expected to expand employment opportunities to the residents of the county and attract investors. Other achievements recorded in the section include ongoing establishment of an incubation centre in Kapsabet and construction of jua kali shades.

Variance in ADP and Budget

a) 3 bus parks had been anticipated to be established under 2019/2020 FY budget
b) 4 Open air market in ADP but not captured in the budget
c) 16 boda boda shades captured in ADP but was not factored in the budget
d) 36 market stalls not captured in the budget
e) 4 business incubation centres not captured in the budget
f) 4 typical rural market stalls not captured in the budget
g) 6 jua kali shades not captured in the budget

2.10.3 Trade, Investment and Industrialization Project Implementation status

Table 23: Trade, Investment and Industrialization Project Implementation status

S/No	FY	Total Number of projects	Total cost allocated to projects in Ksh.	Actual Expenditure as at 17th July, 2020 Ksh.	Status				
					Complete and Operational	Complete and not Operational	Ongoing	Yet to Start	Stalled
1	2019/2020 (As at 17th July, 2020)	**2**	**12,000,000**	**0**	**0**	**1**	**1**	**0**	**0**
2	2018/2019 (As at 17th July 2020)	**13**	**71,000,000**	**0**	**0**	**4**	**6**	**2**	**1**
	2017/2018 (As at 17th July 2020)	26	24,000,000	**14,463,500**	18	3	3	2	0
TOTAL		39	95,000,000	**14,463,500**	18	3	16	2	0

Figure 11: Graphical Representation of implementation status for the three year period

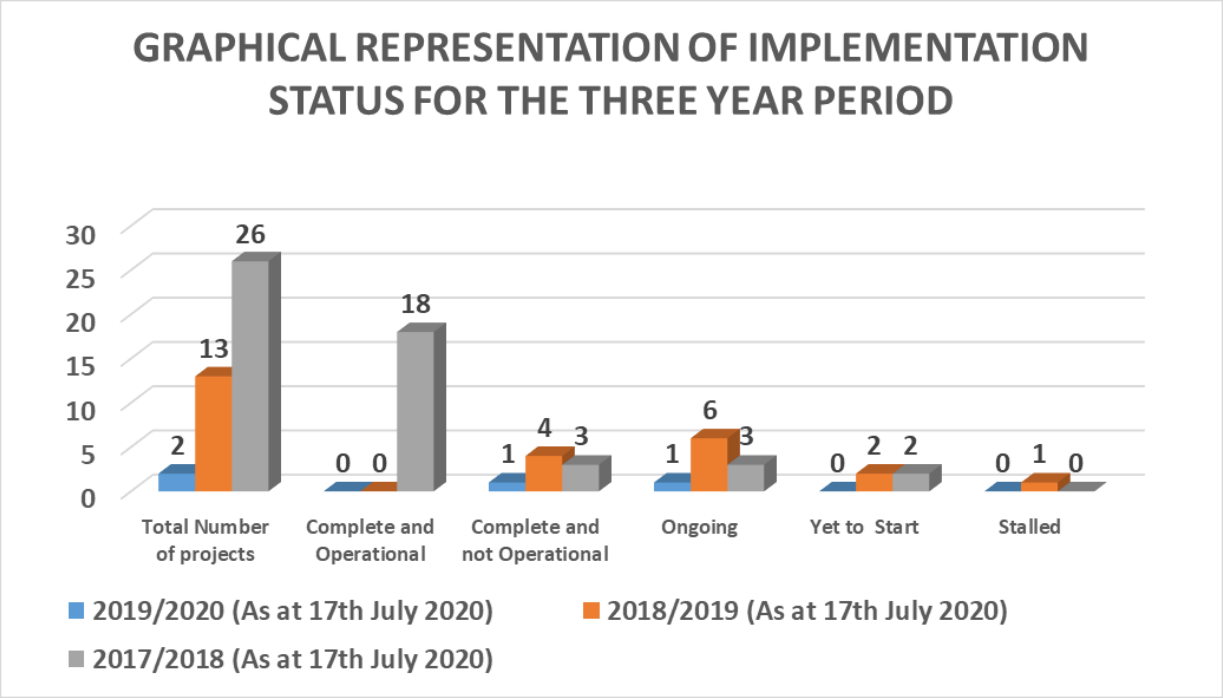

2.10.3.1 Sector specific challenges

a) Some of the projects for FY 2018/19 and FY 2017/18 had not started though sitehand over had been done to the respective contractors' e.g Kaptel market stalls.
b) Delay in preparation of project BQs and project site identification slowed down implementation of some of the projects such as the jua kali shade in lessos
c) Some of the projects were complete but not operational due to lack of basic amenities such as ablution blocks eg chemursoi market stalls

2.10.3.2 Observations

a) It was observed that fewer projects were implemented in FY 2019/2020 due to low budgetary allocations and reallocation of funds during supplementary.
b) Most of the Market stalls were completed as per the BQs but not operational eg maraba, mosoriot, nandi hills and namgoi market stalls due to lack of ablution blocks in some and allocation to traders.
c) There was a variance between the requirements by the boda boda users and the project designs hence the need to standardize the designs.
d) Location of some of the projects did not favour the beneficiaries' e.g boda boda shade in Himaki trading centre, fresh produce market in Maraba and Bus Park in Mosoriot.

2.10.3.3 Recommendations

a) Operationalization of projects should be considered as soon as completed to serve the intended purpose e.g Maraba market stalls.
b) Close supervision of works should be enhanced by the department and other technical officers to ensure quality work

c) Stakeholder involvement should be enhanced in identification of project location for feasibility and ownership.

2.10.4 Key Achievements/Milestones

S/NO	Programme	2017/2018	2018/2019	2019/2020
1	Trade development	5 modern markets completed -14 boda boda shades completed and operationalized -3 ablution blocks completed	-3 typical rural market stalls completed in kilibwoni, chemursoi and kabiemit	
2	Industry development	Textile and apparel unit phase 1 completed	-Textile and apparel unit phase 2 -ongoing -kurgung jua kali shades completed	Textile and apparel unit phase 3
3	Fair trade pratices	Weight and measures officer was trained		Weight and measures standards supplied

Photo 9: Trade, Investment and Industrialization Sampled Photos

Kilibwoni typical rural market stalls

Namgoi modern market stalls

Nandi hills Modern market stalls

Kabiemit Ndalat typical rural market stalls

Nandi County Textile Unit in Mosoriot (July,2020)

CHAPTER THREE

3.1 FINDINGS, CHALLENGES AND RECOMMENDATIONS

3.1.1 FINDINGS

a) Some project contracts had expired without an indication of renewal or cancellation implying that contractors could be on site illegally and payments could also be done illegally.
b) Low value for money- project objectives was minimally met due to poor quality and delay in implementation.
c) Inconsistency in naming of projects at contract awarding/payments with the naming in the budgets
d) Most of the FY 2017/2018 projects were implemented to completion or near completion as at the Monitoring date except for projects implemented by the Department of Education and Vocational Training.
e) Low involvement of the technical officers and project users in identification and prioritization of projects affected ownership and sustainability in some of the FY 2017/2018 projects such as cattle dips, water projects and roads.
f) Some of the completed projects were not operational due to lack of other necessary amenities such as ablution blocks in market; water, power connections and kitchen in health facilities; power connection and additional works in water projects; equipping of coolers and ECDE centres.
g) Most projects for FY 2018/2019 were ongoing across all the county departments except for the department of Agriculture and Cooperative Development and Transport and Infrastructure which had completed most of the planned works for the year.
h) Though ongoing, most projects earmarked for implementation in FY 2018/2019 were behind schedule across all the county departments. It was also obsereved that a significant number of projects for the year were yet to start in the departments of Education and Vocational Training and Lands, Environment and Natural Resources.
i) Most projects for FY 2019/2020 were yet to start across all the county departments.
j) Reallocation of funds to the County Emergency Fund following the outbreak of COVID-19 pandemic occasioned scalling down on the number of projects to be implemented in FY 2019/2020 hence affecting the annual targets.

Table 24: Summary of Projects Implementation Status for FY 2017/18–FY 2019/2020

S/N.	Department	FY	Complete and Operational		Complete and not Operational		Ongoing		Yet to Start		Stalled		Total July, 2019	Total July, 2020
			July 2019	July, 2020	July 2019	July, 2020	July 2019	July, 2020	July 2019	July, 2020	July 2019	July, 2020		
1.	Health & Sanitation	17/18	46	59	11	3	4	1	3	3	4	2	**68**	**68**
		18/19	0	14	0	9	7	50	86	15	0	7	**93**	**95**
		19/20	0	0	0	0	0	2	2	0	0	0	**2**	**2**
2.	Transport & Infrastructure	17/18	107	125	0	0	15	1	0	0	0	0	**122**	**126**
		18/19	40	59	0	0	25	6	0	0	0	0	**65**	**65**
		19/20	0	401	0	0	0	11	416	4	0	0	**416**	**416**
3.	Agriculture & Coop Development	17/18	56	57	0	1	0	0	0	0	2	0	**58**	**58**
		18/19	16	33	0	33	40	18	34	3	0	3	**90**	**90**
		19/20	0	0	0	0	0	6	6	0	0	0	**6**	**6**
4.	Education & Vocational Training	17/18	0	0	2	3	58	24	0	0	0	33	**60**	**60**
		18/19	0	0	0	14	0	9	60	23	0	14	**60**	**60**
		19/20	0	0	0	0	0	0	25	25	0	0	**25**	**25**
5.	Lands, Environment & Natural Resources	17/18	35	58	38	27	8	0	17	12	2	3	**100**	**100**
		18/19	0	50	0	14	0	15	124	41	0	4	**124**	**124**
		19/20	0	0	0	0	0	0	78	0	0	0	**78**	**0**
6.	Sports, Youth Affairs & Arts	17/18	2	6	1	1	4	5	2	1	4	0	**13**	**13**
		18/19	1	3	0	1	3	2	3	1	0	0	**7**	**7**
		19/20	0	0	0	1	0	0	11	0	0	0	**11**	**1**
7.	Tourism, culture and Social Welfare	17/18	2	3	1	0	0	0	0	0	0	0	**3**	**3**
		18/19	0	4	2	0	1	7	10	2	0	0	**13**	**13**
		19/20	0	0	0	0	0	0	8	0	0	0	**8**	**0**
8.	Administration, Public Service & E-Government	17/18	17	20	0	0	0	1	1	0	3	0	**21**	**21**
		18/19	4	6	0	0	3	13	12	0	0	0	**19**	**19**
		19/20	0	1	0	0	0	0	17	1	0	0	**17**	**2**
9.	Trade, Investment & Industrialization	17/18	17	18	3	3	1	3	2	2	3	0	**26**	**26**
		18/19	0	0	0	4	6	6	7	2	0	1	**13**	**13**
		19/20	0	0	0	1	0	1	2	0	0	0	**2**	**2**

Figure 12: Graphical Comparison of FY 2019/2020 Projects Completion Rates per Department in July, 2020 and July, 2019

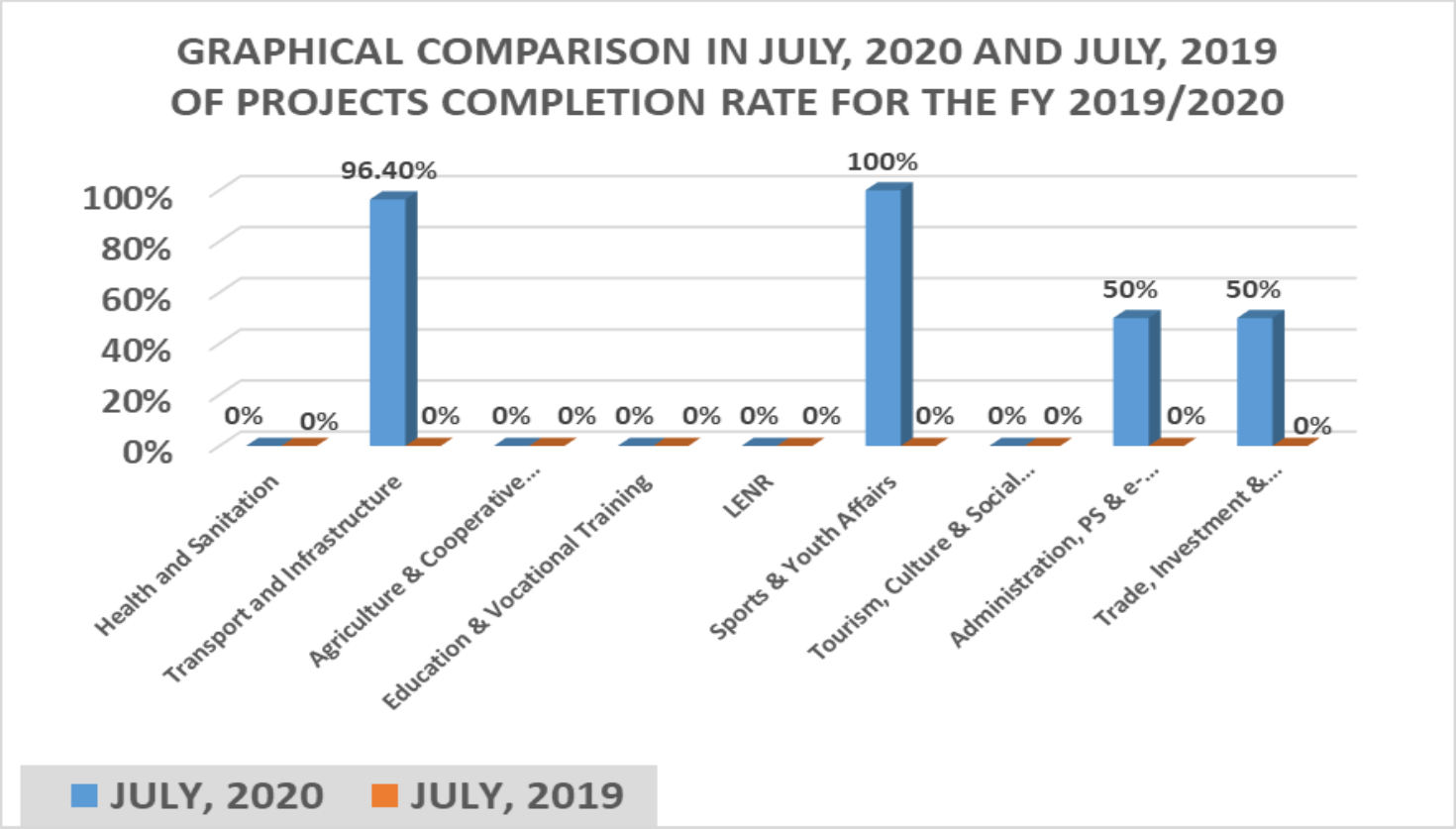

Figure 13: Graphical Comparison of FY 2018/2019 Projects Completion Rates per Department in July, 2020 and July, 2019

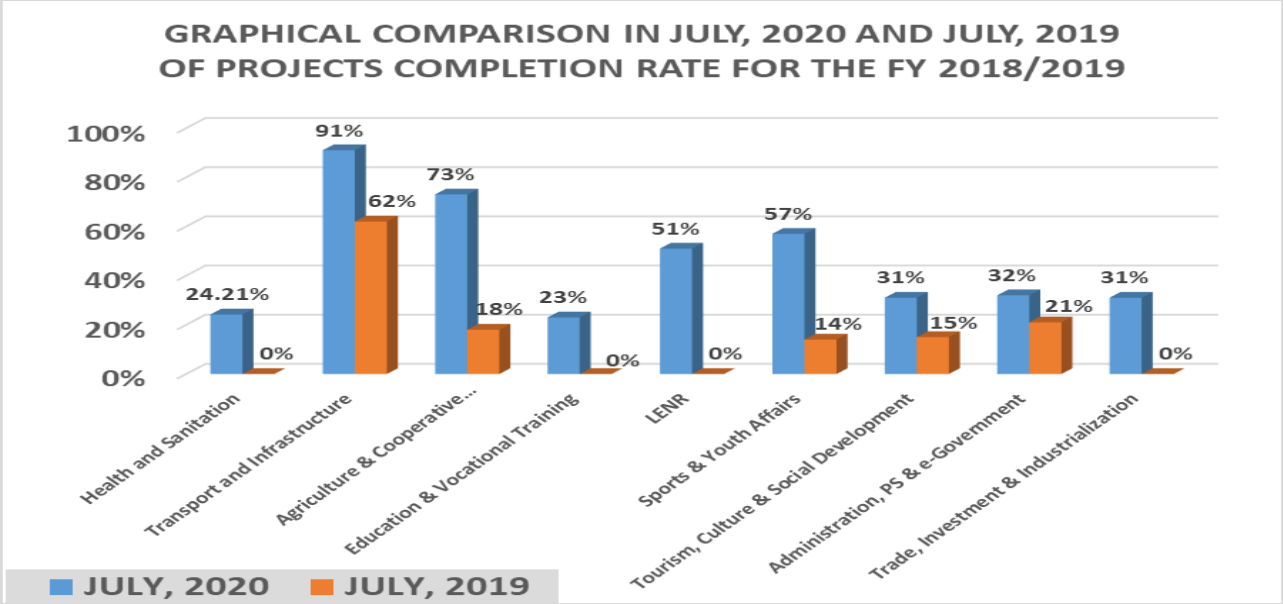

Figure 14: Graphical Comparison of FY 2017/2018 Projects Completion Rates per Department in July, 2020 and July, 2019

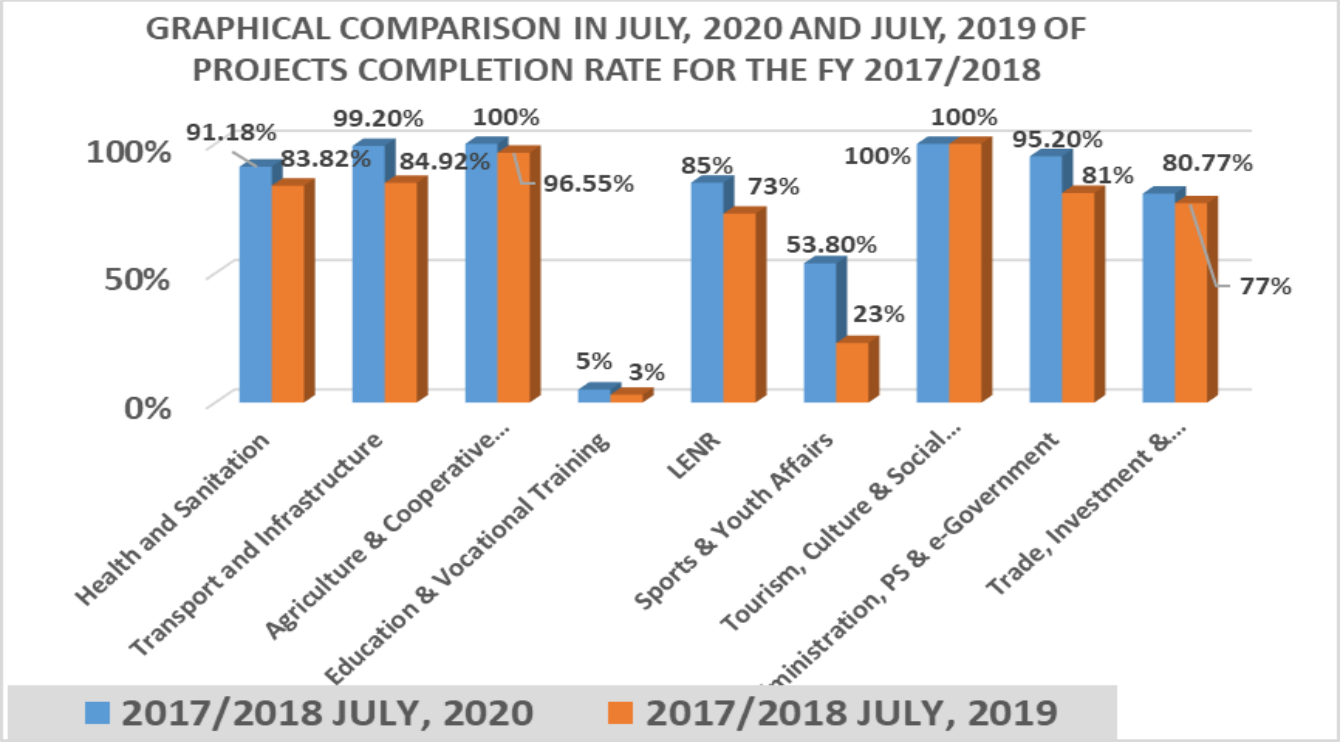

3.1.2 CHALLENGES

a) Delayed disbursement of funds from the National Government thus delays in project implementation

b) The lengthy and bureaucratic procurement procedures together with delay in acquisition of requisite technical documents such as BoQs and various approvals, constrained the completion of projects through unwarranted delays.

c) Budget allocation to projects is not informed by feasibility study (need) and technical costing leading to budget deficits and reallocation of project funds during supplementary budgets affected implementation.
d) Delay by Contractors who have not been able to deliver as per the contract agreements therefore leading to re-tendering of works
e) Poor coordination between user departments and other support departments such as finance, procurement, public works, transport.
f) Funding of many small projects under water and County/Hired machines programmes leading to spreading thin of development funds with little impact.
g) Low stakeholder involvement in project identification and prioritization affected implementation, ownership and sustainability.
h) Limited development partnership
i) There is a lot of political influence which affect project identification, prioritization and implementation.
j) Lack of a functioning M&E System (Software) to uniformly track achievements against set targets.

3.1.3 RECOMMENDATIONS

a) The county should adopt an effective project implementation cycle that entail preparation of the Annual Development Plan (August), Technical Costing of ADP Projects/Feasibility (September-January), Budget Estimates (February-March), Preparation of BoQs/Tender Documents (July), Procurement of project works/Services (August-September) and Project Implementation (October).
b) The County to conduct a profile on capacity of Contractors based on their previous/current performance. This will help address cases where contractors are awarded projects beyond their capacity impacting negatively on project period.
c) There is need to establish a development forum at the county level for all stakeholders for appropriate coordination and synergy.
d) There is need to fund projects continuous to completion and include maintenance funds for completed projects to ensure project sustainability especially in roads and water.
e) There is need to strengthen project planning and Management through enanced stakeholder involvement (Political, technical and beneficiaries) in project identification, prioritization and implementation to reduce time and cost overruns.
f) There is need to increase partnership and colaborations with donors and other development partners so as to secure more funding for major projects.
g) The County Government should institutionalize M&E such that each department will be required to develop an M&E plan that is linked to their departmental Performance Contracts (PC) and work plans. In addition, there is need to develop an integrated M&E system to track and communicate on all development projects in the county.
h) There is need for all County Departments to consider prioritization in subsequent plans and budgets projects that had been captured in the ADP for FY 2019/2020 but not factored in the respective budget due to financial constraints.

CHAPTER FOUR

4.0 LESSONS LEARNT AND CONCLUSION

4.1 Lessons learnt

Time and cost overruns are the major cause of infrastructure inefficiencies. To enhance efficiency in infrastructural development, the County government should strengthen project planning and management.

There has been an effort to establish an explicit link between annual budget processes and agreed county priorities in the Medium Term Plans though the quality of costing and prioritization is still poor due to late data collection by the departments, leading to unrealistic budget proposals. There is also always a change of priorities in the budget cycle due to change in equitable share allocation leading to low cumulative achievements of the aspirations of the County Integrated Development Plan (CIDP 2018-2020) and the Annual Development Plan (ADP FY 2019/2020) in the period under review.

There is a significant resource gap between the planned priorities in both the CIDP and the ADP in relation to the actual budgetary allocations which has consequently led to minimal realization of the aspirations in the plans. This therefore implies the need to have a review of the CIDP to match the resources.

Operations and maintenance expenditure should always have a linkage with service delivery. In the period under review, the Operation and Maintenance (O&M) expenditure has been reducing and stood at Ksh.2,170,357,314 (47.3%) in FY 2017/2018; Ksh. 2,073,255,681 (25.8%) in FY 2018/2019 and Ksh. 1,393,072,950 (17.2%) in FY 2019/2020 respectively. This has an effect on increasing project efficiency i.e a reduction in O&M affects implementation of capital investments and service delivery.

For meaningful development to be realized there is need for the County to partner with the national government, development partners and other stakeholders. The revenue department also needs to strengthen revenue automation process by automating all county revenue streams including single business permits to expand the revenue base.

Whereas a competent human resource remains central to successful project implementation, some departments suffered inadequate technical capacity. This therefore calls for a staff gaps analysis and development of a medium and long-term staff projection succession plan to take care of staff shortage resulting from retirements and natural attrition.

4.2: Conclusion

The preparation of County Annual Progress Report (CAPR) 2019 uncovered a number of shortcomings particularly in implementation of previous development allocations. There was a notable increase of roll-over of county programmes and projects as a result of slow pace of implementation. This scenario impacts negatively on the performance and citizen perception of the Government. Delay in service delivery, low return in investments and low revenue generation dominated the findings in the period under review.

The county therefore should implement deliberate measures to transform its routine way of doing things to ensure efficient service delivery and address the challenges on

development implementation that include delay in completion of projects and poor project planning while improving on absorption of our development funds. Departments must also be held to account to complete and operationalize ongoing projects before starting new ones.

In the period under review, a slow implementation progress was observed in most projects across all the county departments with the department of Transport and Infrastructure recording the highest cumulative completion rate of 96.4 percent while the department of Education and Vocational Training had the lowest cumulative completion rate of 11.7 percent (Figure15).

Figure 15: Graphical Comparison Summary of Cummulative project Completion Rates per department

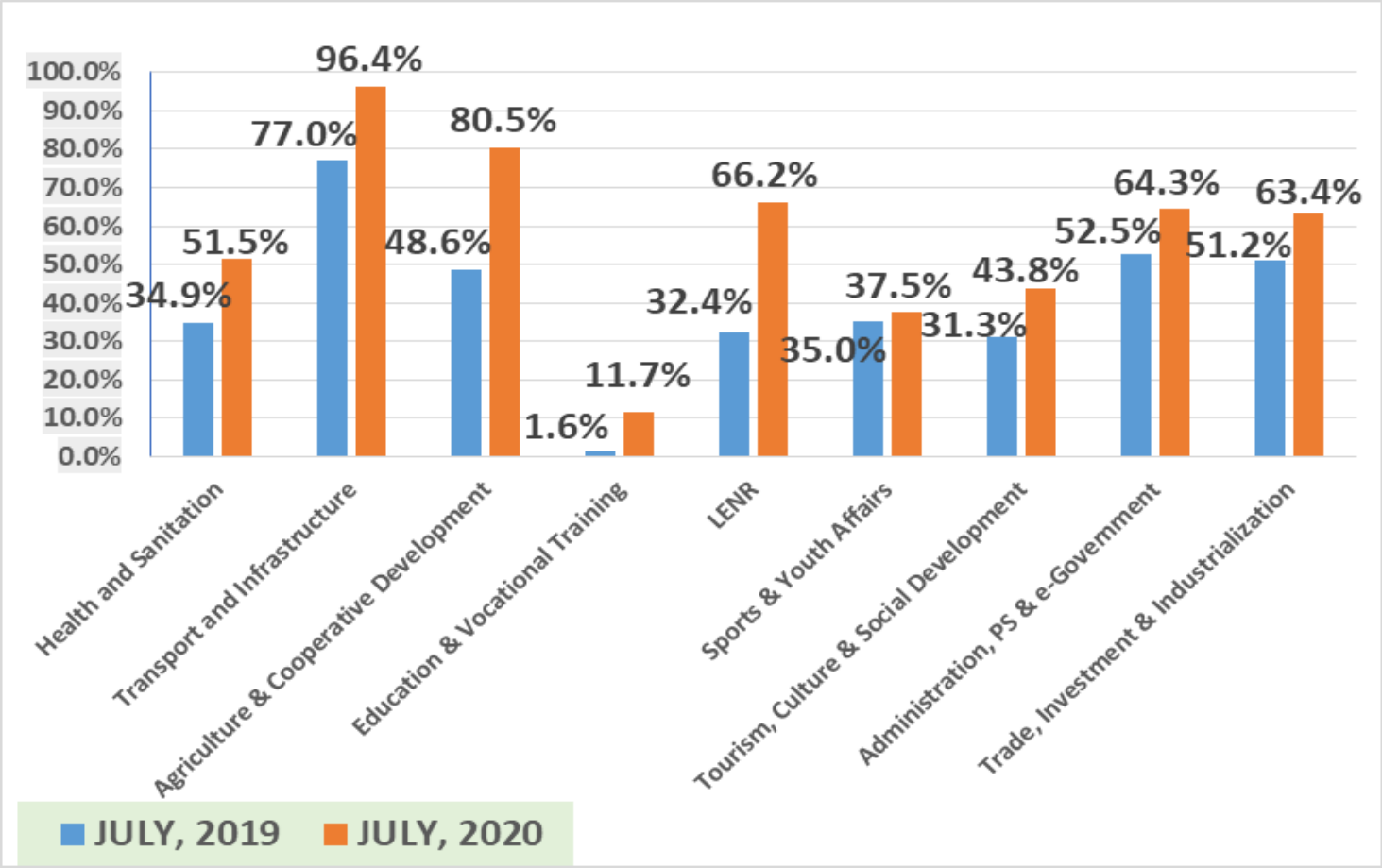

Figure 16: **Graphical Summary of Cummulative Project Completion Rates per FY**

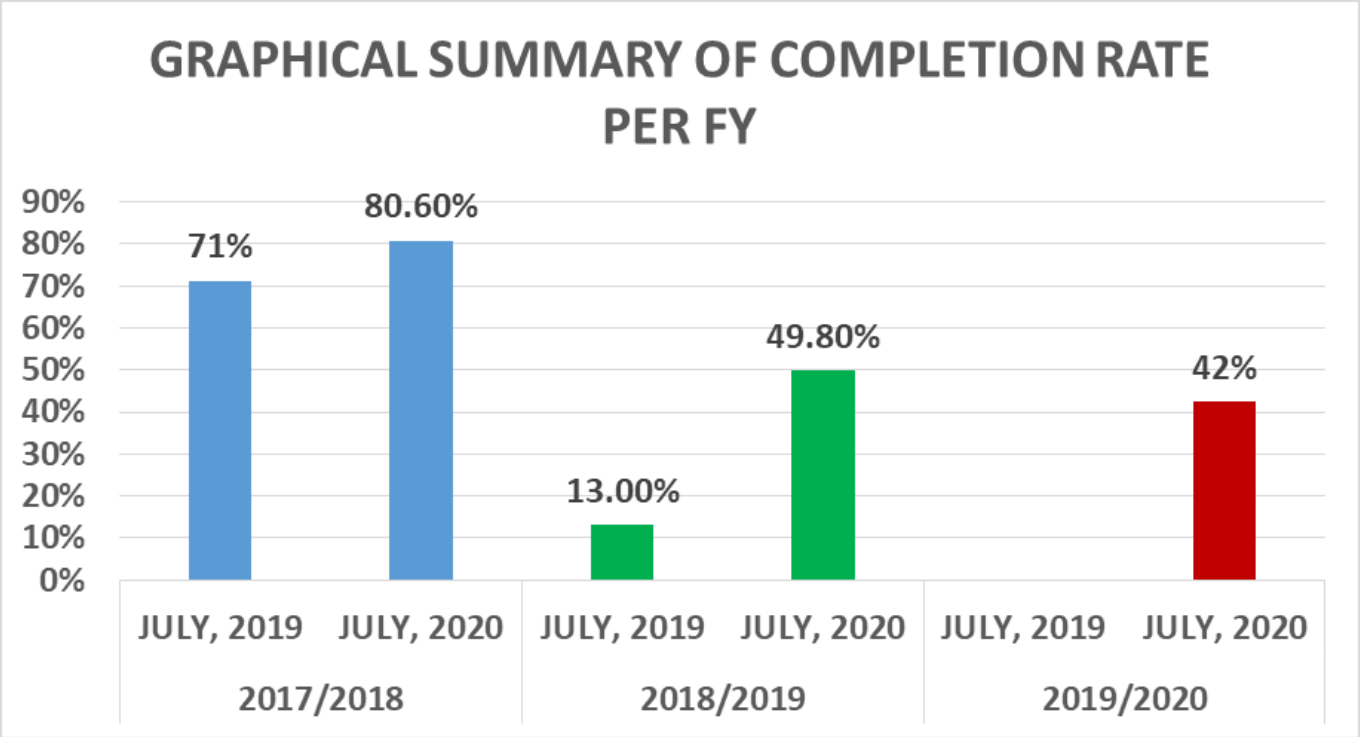

Annex 1. Health and Sanitation

HEALTH PROJECTS IMPLEMENTATION STATUS

Health and Sanitation 2017/2018 Projects										
SN	**Project Nane**	**Location**	**Description In BQ**	**Budgeted Amount**	**Contracted Firm**	**Contracted Sum**	**Amount Paid**	**Contract End Period**	Status	Remarks
1.	Proposed Supply, Delivery And Of Installation Of 385 Kva Stanby Generator To Kapsabet Referral Hospital	Kapsabet	Supply, Delivery And Of Installation Of 385 Kva Stanby Generator	7,745,000.00	M/S Twenty Four Hour Logistics Po Box 35631 Nairobi	6,290,500	6,290,500.00	28TH JUNE 2018	Supplied and operational	Complete and Operational serving its objectives
2.	Proposed Construction Generator House At Kapsabet Referral Hospital	Kapsabet	Construction Generator House	1,400,000.00	M/S Exmeric Po Box 4026 Eldoret	1,392,268	1,392,268.00	28TH JUNE 2018	Installed and operational	Complete and Operational serving its objectives
3.	Proposed Construction Generator House At Nandi Hills Sub County	Nandi Hills	Construction Generator House	1,400,000.00	M/S Ryanbran Co Ltd Po Box 99 Mosoriot	1,402,382	-	28TH JUNE 2018	Constructed and operational	Complete and Operational serving its objectives
4.	Proposed Renovation Works At Chepterwai Sub County Hospital	Chepterwai	Painting Roofing Tilling Plumbing works	3,000,000.00	M/S Dastnine Co Ltd Po Box 464 Eldoret	2,727,624	1,044,000.00	16TH JULY 2018	Fully renovated and complete	Complete and Operational serving its objectives
5.	Proposed Construction Of Opd And Maternity Block At Kobujoi Sub County Hospital	Kobujoi	Construction Of Opd And Maternity Block Substructure Walling Roofing Windows and doors Ceiling	10,000,000.00	M/S Mankos Agencies Po Box 565 Kapenguria	8,984,948.20	2,589,131.00	16TH JULY 2018	100% Complete though not operational	100% Complete though not operational

			Finishes							
6.	Proposed Renovation Works At Kaptumo Sub County Hospital	Kaptumo / Kaboi	Painting Ceiling Tilling Drainage Mechanical works	4,000,000.00	M/S Wec Eng Ltd Po Box 7541 Eldoret	3,830,556	3,830,556.00	16TH JULY 2018	Complete and operational	Complete and operational
7.	Proposed Renovation Works At Meteitei Sub County Hospital	Songhor/ Kaboi	Repair of roofs Painting Ceiling Tilling Drainage Mechanical works	3,000,000.00	M/S Beautico Co Po Box 4800 Eldoret	2,517,500	-	16TH JULY 2018	Not started	The contractor did not report to the work hence the project was cancelled and re-tendered in FY 2018/19
8.	Proposed Construction Of Morgue At Nandi Hills Sub County Hospital	Nandi Hills	Construction Of Morgue and equipping of cold rooms	13,000,000.00	M/S Vilma Enterprises Po Box 4066 Eldoret	12,046,414.40	12,046,414.00	16TH JULY 2018	Complete and operational	Complete and operational
9.	Proposed Renovation Works At Mosoriot Sub County Hospital	Lelmokwo/Ngechek	Septic tank Painting Ceiling	3,000,000.00	M/S Niron Technologies Ltd Po Box 28870 Nairobi	3,260,080	3,260,080.00	16TH JULY 2018	Complete and operational	Complete and operational
10.	Proposed Completion Works At Kapsengere Dispensary	Terik	Walling Columns Upper sub structure	5,800,000.00	M/S Silverland Ltd Po Box 1141 Kapsabet	5,000,000	3,000,000.00	16TH JULY 2018	Complete as per the BQ	Not Operational Phase II factored in 18/19 budget
11.	Proposed Supply, Delivery And Installation Of Oxygen Generating Plan At Kapsabet Referral Hospital	Kapsabet	Delivery And Installation Of Oxygen Generating Plant	12,700,000.00	M/S Nairobi Enterprises Ltd Po Box 42367 Nairobi	12,700,000	12,700,000.00	16TH JULY 2018	Complete and Operational	Complete and Operational serving its objectives
12.	Proposed Renovation Works At	Sangalo/ Kebulonic	Painting Ceiling Tilling	500,000.00	Ronco Company Ltd	677,500	677,500.00	22ND OCTOBER 2018	Complete and	Complete and Operational

	Chepyegoris Dispensary		Drainage Mechanical works		Po Box 40 Kapsabet				Operatio nal	serving its objectives
13.	Proposed 3-Door Pit Latrine And Urinal At Kamelil Dispensary	Tindiret	3-Door Pit Latrine And Urinal	500,000.00	Buma Co Ltd Po Box 40 Kapsabet	551,025	-	22ND OCTOBER 2018	Not started	The contractor did not report to the site
14.	Proposed Renovation Works At Kamelilo Dispensary	Songhor/ Soba	Painting Ceiling Tilling Drainage Mechanical works	1,000,000.00	Bekech Ent Ltd P.O Box 644 Kapsabet	950,000	-	22ND OCTOBER 2018	Complete and Operatio nal	Inadequate supply of water,
15.	For Proposed 3-Door Pit Latrine And Urinal At Kapchumba Dispensary	Kilibwoni	3-Door Pit Latrine And Urinal	300,000.00	M/S Mayan P.O Box 40, Kapsabet	300,000	300,000.00	22ND OCTOBER 2018	Complete and Operatio nal	Operational Requires water connections for consistent supply of water, overall facility renovations and drainage works.
16.	Renovation Works At Kapnyarwat Dispensary	Surungai/ Kurgung	Painting Ceiling Tilling Drainage Mechanical works Equipping	2,000,000.00	Muriden Contractors Ltd P.O Box 19901 Nairobi	2,026,520	2,026,520.00	22ND OCTOBER 2018	Complete and Operatio nal	Complete and Operational
17.	Rehabilitations At Kilibwoni Dispensary	Kilibwoni	Painting Ceiling Tilling Drainage Mechanical works	3,000,000.00	Juxterlane Ltd P.O Box 3307 Eldoret Nairobi	2,997,650	2,997,650.00	22ND OCTOBER 2018	Complete and Operatio nal however the contracto	The project is complete as per the BQ though the contractor over hacked

									Pover hacked the floor	the floor beyond the scope of work leaving over hacked part without tiles.
18.	completion Works At Masan Dispensary	Kosirai	Painting Ceiling Tilling Drainage Mechanical works	1,500,000.00	Lydro Construction Ltd P.O Box 22 - Kapcheno	1,106,000	-	22ND OCTOBER 2018	Complete and Operational	The project has been commissioned and its serving its objective
19.	Renovation Works At Samitui Dispensary	Kobujoi	Ablution block Painting of the facility	700,000.00	Matusons Ent. Po Box 39 Kobujoi	677,981	-	22ND OCTOBER 2018	Stalled 40% - painting complete Excavation done for the ablution block	Construction of the ablution block was stopped due to land issue.
20.	Renovation Works At Ndubeneti Dispensary	Kilibwoni	-painting -Tilling -Electrical work -plumbing work	700,000.00	M/S Dakane Logistic Po Box 79 Kapsabet	678,000	-	22ND OCTOBER 2018	Complete and operational	Complete and operational
21.	Proposed Renovation At Ndubusat Dispensary	Chepkunyuk	Painting Ceiling Tilling Drainage Mechanical works	2,500,000.00	M/S Jodamil Construction Po Box 40 Kapsabet	2,498,000	2,498,000.00	22ND OCTOBER 2018	The project is complete though not operational awaiting equipping	The project is complete though not operational awaiting equipping

22.	Renovation Works At Potopoto Dispensary	Chemelil/ Chemase	Painting Ceiling Tilling Drainage Mechanical works	1,000,000.00	M/S Bridenjoy Construction Ltd Po Box 802 Kapsabet	992,200	999,200.00	22ND OCTOBER 2018	Complete as per the BQ but not operational	Complete though yet to be equipped
23.	Renovation Works At Siksik Dispensary	Kaptumo /K Aboi	Painting Ceiling Tilling Drainage Mechanical works	500,000.00	M/S Betmerc Contractors Po Box 146 Kapcheno	453,000	453,000.00	22ND OCTOBER 2018	Complete and Operational	Complete and Operational serving its objectives
24.	Proposed Renovation Works At Tamboiyo Dispensary	Kaptel/Kamoiywo	Painting Ceiling Tilling Drainage Mechanical works	1,500,000.00	Heston Investment Ltd Po Box 53 Burnt Forest	1,114,064	1,113,564.00	22ND OCTOBER 2018	Complete and Operational Requires Electric and water connections	Complete and Operational serving its objectives
25.	Proposed Renovation Works At Kemeloi Dispensary	Kemeloi	Painting Ceiling Tilling Drainage Mechanical works	1,000,000.00	Soitet (K) Ltd Po Box 40 Kapsabet	999,900	-	22ND OCTOBER 2018	Stalled at 20%	The contactor left the site leaving the work at 20%
26.	Proposed External Works At Kapsabet County Referral Hospital	Kapsabet	Painting Roof repair	1,283,000.00	Mitchell Investment Ltd Po Box 6944 Eldoret	1,283,000	1,283,000.00	22ND OCTOBER 2018	Complete and Operational	Complete and Operational serving its objectives
27.	Proposed Renovation Works At Kapyagan/Kibirbei Dispensary	Chemundu/Kapngetuny	Construction of Incinerator and latrine	1,000,000.00	Semc Ltd Po Box 328 Litein	999,975	999,975.00	22ND OCTOBER 2018	Complete Construction of Incinerator and latrine Complete per BQ but not	Complete and Operational serving its objectives

									operational.	
28.	Proposed Renovation Works To Opd Filter Clinic And Specialized Blocks	Kapsabet	Painting Ceiling Tilling partitioning	3,788,600.00	Mayfair Ventures Ltd Po Box 123 Kapsabet	3,751,750	3,751,750.00	22ND OCTOBER 2018	Complete and Operational	Complete and Operational serving its objectives
29.	Proposed Renovation Of Rehabilitative Department At Kapsabet	Kapsabet	Painting Ceiling Tilling partitioning	2,200,000.00	M/S Bidicon Engineering Co Ltd	3,054,740	3,054,740.00	22ND OCTOBER 2018	Complete and Operational	Complete and Operational serving its objectives
30.	Proposed Renovation Works To Opd/Administration Block At Kapsabet	Kapsabet	Painting Ceiling Tilling	1,521,000.00	Crossroads Enterprises Co Ltd Po Box 1046 Eldoret	1,988,950	1,988,950.00	22ND OCTOBER 2018	Complete and Operational	Complete and Operational serving its objectives
31.	Proposed Covered Ways At Kapsabet Referral Linking Theatre And Maternity At Kcrh Kapsabet	Kapsabet	Fixing of the floor and roof	3,693,200.00	Millenium Technologies Po Box 149 Eldoret	3,348,800	3,693,200.00	22ND OCTOBER 2018	Complete and Operational	Complete and Operational serving its objectives
32.	Proposed Renovation At Boi Dispensary	Kobujoi	Painting Ceiling Tilling Windows and doors	2,000,000.00	M/S Tebess Holdings Ltd, P.O. Box 680 Kapsabet	2,089,650	2,089,650.00	22ND OCTOBER 2018	Complete and Operational	Complete and Operational serving its objectives
33.	Proposed Renovation Works At Chemase Dispensary	Chemase/ Chemelil	Painting Ceiling Tilling Mechanical works Electrical	1,000,000.00	M/S Linschep Co Ltd, P.O Box 40 Kapsabet	999,900	999,900.00	22ND OCTOBER 2018	Complete and Operational	Complete and Operational serving its objectives
34.	Proposed Renovation Works At Chepkemel Dispensary	Tindiret	Painting Ceiling Tilling Mechanical works Electrical	1,500,000.00	M/S Starome Contractors Ltd, P.O Box 7246 Eldoret	1,546,280	1,546,280.00	22ND OCTOBER 2018	Complete and Operational	Complete and Operational serving its objectives

35.	Proposed Renovation Works At Kabiemit Dispensary	Ndalat	Painting Ceiling Tilling Mechanical works Electrical	1,500,000.00	M/S Kessum Holdings Ltd Po Box 8870, Eldoret	1,325,500	1,325,500.00	22ND OCTOBER 2018	The contract was cancelled and re tendered in 18/19	The project did not start. The contractor did not report to work and was cancelled and re-tendered in the FY 2018/19
36.	Proposed Renovation Works At Koyo Dispensary	Ndurio/Koyo	Water tanks Fascia boards Repair of roofs Plumbing	1,000,000.00	M/S Datmass Investment Po Box 6982, Eldoret	954,100	954,100.00	22ND OCTOBER 2018	Complete and Operational	Complete and Operational serving its objectives
37.	Proposed Renovation Works At Setek Dispensary	Tindiret	Painting Ceiling Tilling Mechanical works Electrical	2,500,000.00	M/S Nandi Rock Agencies Ltd Po Box 565, Kapenguria	2,399,050	2,399,050.00	22ND OCTOBER 2018	Complete and Operational	Complete and Operational serving its objectives
38.	Proposed Renovation Works At Kibonze Dispensary	Kemeloi/Maraba	Painting Ceiling Tilling Mechanical works Electrical	1,500,000.00	M/S Glowan Ltd Po Box 565, Kapenguria	2, 012,810	2,012,810.00	22ND OCTOBER 2018	Complete and Operational	Complete and Operational serving its objectives
39.	Proposed Renovation Works At Mosombor Dispensary	Kaptumo/Kaboi	Ablution block	500,000.00	M/S Avelon Systems Ltd, Po Box 10844, Nairobi	498,500	498,500.00	22ND OCTOBER 2018	Complete and Operational	Complete and Operational serving its objectives
40.	Proposed Refurbishment Of Main Parking And Entrance At Kapsabet	Kapsabet	Refurbishment Of Main Parking And Entrance	3,962,000.00	M/S Pensha Enterprises Ltd, Po Box 220, Kitale	3,901,300	2,681,300.00	22ND OCTOBER 2018	Complete and Operational	Complete and Operational serving its objectives

	County Referral Hospital									
41.	Proposed Renovation Works At Siwo Dispensary	Chepkunyuk	Painting Ceiling Tilling Mechanical works Electrical	700,000.00	M/S Grabi Investment Ltd, Po Box 475, Kapsabet	693,390	693,390.00	22ND OCTOBER 2018	Facility operational but septic tank not operational	The project is complete as per the BQ and its operational.
42.	Proposed Renovation Works At Kamamut Dispensary	Kurgung/ Surungai	Painting Ceiling Tilling Mechanical works Electrical	1,000,000.00	M/S Edsa Springs Ltd Po Box 5366 Eldoret	1,015,000	1,000,000.00	22ND OCTOBER 2018	Complete and Operational	Complete and Operational
43.	Proposed Renovation Works At Kipsamoite Dispensary	Sangalo/ Kebulonic	Painting Ceiling Tilling Mechanical works Electrical	1,000,000.00	M/S Melviv Enterprise Ltd, Po Box 398, Kapsabet	997,716	994,966.00	22ND OCTOBER 2018	Complete and Operational	The project is complete though not operational. Awaiting Equipping
44.	Proposed 3 Door Pit Latrine And Urinal At Mombwo Dispensary	Songhor/ Soba	3 Door Pit Latrine And Urinal At Mombwo	300,000.00	M/S Bekyle Tech. Ltd, Po Box 123, Kapsabet	300,449	300,449.00	22ND OCTOBER 2018	Complete and Operational	Complete and Operational serving its objectives
45.	Proposed Renovation Works To Ward Blocks At Nandi Hills Hospital	Nandi Hills	Painting Ceiling Mechanical works Electrical Repair of roof	3,580,900.00	M/S Mayanda Kimoon Engineering Construction Co. Ltd, Po Box 362, Lodwar	3,451, 350	3,451,350.00	22ND OCTOBER 2018	Complete and Operational	Complete and Operational serving its objectives
46.	Proposed Renovation Works To Opd Block At Nandi Hills.	Nandi Hills	Painting Ceiling Tilling Mechanical works	4,000,000.00	M/S Billuck Enterprises Ltd, Po Box 2451, Eldorett	3,891,025	3,891,025.00	22ND OCTOBER 2018	Complete and Operational	Complete and Operational serving its objectives
47.	Proposed Renovation Works At Ward 6 And 7 At Kapsabet Hospital	Kapsabet	Painting Electrical and wall bulbs	2,600,000.00	M/S Lush Construction Co.Ltd	2,586,900	1,090,100.00	22ND OCTOBER 2018	Complete and Operational	Complete and Operational

					Po Box 31692,Nairobi					serving its objectives
48.	Proposed Renovation Works At Nyayo Wards 8&9 At Kapsabet Kcrh	Kapsabet	Painting Electrical and wall bulbs	2,600,000.00	Lush Construction Co.Ltd Po Box 31692,Nairobi	2,586,900	460,000.00	22ND OCTOBER 2018	Complete and Operational	Complete and Operational serving its objectives
49.	Proposed Renovation Works At Ollessos Health Centre	Lessos	Painting Ceiling Tilling Mechanical works	1,700,000.00	M/S Scintale Ltd P.O Box 32435 Nairobi	1,694,880	1,694,880.00	22ND OCTOBER 2018	Complete and Operational	Complete and Operational serving its objectives
50.	Proposed Renovation Works At Serem Dispensary In Patient	Kemeloi/ Maraba	Painting Ceiling Tilling Mechanical works	2,000,000.00	M/S Lush Construction Co Ltd P.O 31692 Nairobi	2,461,190	-	22ND OCTOBER 2018	80% complete Only equipping remaining	The project is awaiting equipping
51.	Proposed Renovation Works At Serem Dispensary Maternity Block	Kemeloi/ Maraba	Painting Ceiling Tilling Mechanical works Equipping	3,000,000.00	M/S Kesu Ventures Ltd P.O Box 430 Eldoret	2,981,570	2,000,830.00	22ND OCTOBER 2018	Complete and Operational	Complete and Operational serving its objectives
52.	Proposed Renovation Works At Serem Dispensary Outpatient Block	Kemeloi/ Maraba	Painting Ceiling Tilling Mechanical works Equipping	2,006,500.00	M/S Soitet Ltd P.O Box 430 Eldoret	2,006,500	-	22ND OCTOBER 2018	Complete and Operational	Complete and Operational serving its objectives
53.	Proposed Renovation Works At Soba River Dispensary	Songhor/ Soba	Painting Ceiling Tilling Mechanical works Equipping	1,000,000.00	M/S Chepseet Investment Co. Ltd, Po Box 637, Kapsabet	996,200	996,200.00	22ND OCTOBER 2018	Complete and Operational	Complete and Operational serving its objectives
54.	Proposed Renovation Works At Taito Community Dispensary	Chepkunyuk	Painting Ceiling Tilling Mechanical works	1,982,000.00	M/S Unison Property Solution Ltd, Po Box 1042, Kapsabet	1,982,000	1,982,000.00	22ND OCTOBER 2018	Complete and Operational	Complete and Operational serving its objectives

			Equipping							
55.	Proposed Renovation Works At Serem - Theatre Block	Kemeloi/ Maraba	Painting Ceiling Tilling Mechanical works partitioning	2,000,000.00	M/S Kesu Ventures Ltd P.O Box 430 Eldoret	3,005,240	534,100.00	22ND OCTOBER 2018	70% ongoing	The project was initially stalled but the contractor has resume to the site and ongoing…….85
56.	Proposed Extrnal Paint Works To General Departmental Blocks At Kcrh	Kapsabet	Extrnal Paint Works	598,300.00	M/S Kaqka Build Agencies Ltd, Po Box 1042, Kapsabet	460,000	46,000.00	22ND OCTOBER 2018	Complete and Operational	Complete and Operational
57.	Proposed Construction Of Ablution Block In Outpatient At Kcrh	Kapsabet	Ablution Block	1,700,000.00	M/S Olenguruone Bidii Traders Ltd Po Box 8 Olenguruone	1,699,585	1,699,585.00	22ND OCTOBER 2018	Complete and Operational	Complete and Operational serving its objectives
58.	Proposed Construction Of Doctors Louge At Kcrh	Kapsabet	Construction Of Doctors Louge	1,500,000.00	M/S Ecovalley Ltd Po Box 18636 Nairobi	1,555,445	1,555,445.00	22ND OCTOBER 2018	Complete and Operational	Complete and Operational serving its objectives
59.	Proposed Construction Of Kosoiywo Dispensary	Nandi Hills	Construction Of Kosoiywo Dispensary	1,000,000.00	M/S Angeles Investment Ltd Po Box 128 Kapsabet	1,016,000	1,016,000.00	22ND OCTOBER 2018	Complete and Operational	Complete and Operational serving its objectives
60.	Proposed Complition Works Of Theatre At Kcrh	Kapsabet	Completion Works Of Theatre	1,200,000.00				22ND OCTOBER 2018	Complete and Operational	Complete and Operational serving its objectives
61.	Supply,Delivery And Installation Of Generator And Cabling At Nandi Hills Sub County Hospital	Nandi Hills	Delivery And Installation Of Generator And Cabling	15,108,558.00	M/S Winmax Global Ltd Po Box 9979 Nairobi	13,306,879	6,298,290.00	22ND OCTOBER 2018	Complete and Operational	Complete and Operational serving its objectives

62.	Proposed Construction And Installation Of Eleveted Steel Brazed Water Tank 54,000litres-20 High Of At Kcrh	Kapsabet	Construction And Installation Of Eleveted Steel Brazed Water Tank 54,000litre	5,800,000.00		5,800,000	-	22ND OCTOBER 2018	Complete but not operational	Complete but not operational
63.	Installation Of Cabling At Kcrh	Kapsabet	Installation Of Cabling At Kcrh	7,800,000.00	M/S Twenty Four Hour Logistics Po Box 35631 Nairobi	7,685,177	7,685,177.00	22ND OCTOBER 2018	Complete and Operational	Complete and Operational serving its objectives
64.	Proprosed Piping Of Theatres At Kcrh	Kapsabet	Piping Of Theatres At Kcrh	2,000,000.00		2,000,000.00		22ND OCTOBER 2018	Not started	The contractor did not start because the project was under budgeted to be retendered.
65.	Rapair Of Morgue Plant At Kcrh	Kapsabet	Rapair Of Morgue Plant	6,000,000.00		5,960,580	-	22ND OCTOBER 2018	Complete and operational	Complete and Operational
66.	Proposed Construction Of Transformer House At Nandi Hills	Nandi Hills	Construction Of Transformer House	2,400,000.00		2,231,910	-	22ND OCTOBER 2018	Complete and Operational	Complete and Operational serving its objectives
67.	Construction Of Oxygen Plant House At Kcrh	Kapsabet	Construction Of Oxygen Plant House	1,352,015.00		1,352,015	-	22ND OCTOBER 2018	Complete and Operational	Complete and Operational serving its objectives
68.	Renovation Of New Born Units At Kcrh	Kapsabet	Painting Tilling Partitioning Equipping	2,150,240.00		2,150,240	946,840.00	22ND OCTOBER 2018	Complete and Operational	Complete and Operational serving its objectives

Health and Sanitation 2018/2019 Projects

SN	Project Nane	Location	Description In BQs	Budgeted Amount	Contracted Firm	Contracted Sum	Amount Paid	Contract End Period	Status	Remarks
1.	Prposed Kabiyet Complex Hospital	Kabiyet	Substructure Frame Walling Partitioning Ramps, staircase, balustrades and railing. Roofing Doors	15,000,000.00		17,889,420		July 2020	Complete To be opened upon equipping .	To be opened upon equipping.
2.	Proposed Kobujoi Complex	Kobujoi	Substructure Frame Walling Partitioning Ramps, staircase, balustrades and railing. Roofing Doors	30,000,000.00		29,580,940		July 2020	50% at the super slab	50% at the super slab
3.	Proposed Mogobich Hospital	Chepkunyuk	Substructure Frame Walling Partitioning Ramps, staircase, balustrades and railing. Roofing Doors	4,000,000.00		4,000,000.00		May 2020	Financial model under discussion .	Financial model under discussion.
4.	Proposed Completion Works To Kapsengere Hospital (Phase II)	Terik	Walling Partitioning Ramps, staircase, balustrades and railing. Roofing Doors	10,000,000.00		9,954,900		March 2020	80% internal walling ongoing. Roofing done .finishes ongoing	80% internal walling ongoing. Roofing done .finishes ongoing
5.	Proposed Completion Works To Chepterwai Hospital	Chepterwai	Substructure Frame Walling Partitioning Ramps, staircase, balustrades and railing.	50,000,000.00		49,503,490		December 2020	Frame work for 1st floor slab.	Frame work for 1st floor slab.

	Complex (Phase I)		Roofing Doors							
6.	Proposed Completion Works To Meteitei Hospital Complex	Tindiret	Substructure Frame Walling Partitioning Ramps, staircase, balustrades and railing. Roofing Doors	6,500,000.00		6,497,630		April 2020	80% Finishing stage	80% Finishing stage
7.	Proposed Completion Works To Nandi Hills Hospital Complex (Phase I)	Nandi Hills	Substructure Frame Walling Partitioning Ramps, staircase, balustrades and railing. Roofing Doors	17,500,000.00		16,871,500		May 2020	Complete In use as isolation centre for COVID	Complete In use as isolation centre for COVID
8.	Proposed Construction Of New Hospital Complex With Mother and Baby Unit at KCRH (phase I)	Kapsabet	Substructure Frame Walling Partitioning Ramps, staircase, balustrades and railing. Roofing Doors	100,000,000.00		100,000,000.00	81,000,000	July 2021	Ongoing at 95%	
9.	Septic Tank,Incinerator,Equipping Of Maternity And Laboratory At Chepkong'ony Dispensary	Kaptumo/Kaboi		3,000,000.00		3,196,120		27th October 2019	30% only lab at finishing stage. Incerator and septic yet to start	30% only lab at finishing stage. Incerator and septic yet to start
10.	Facelift At Kaptumo Hospital	Kaptumo/Kaboi	Generator house, lab, toilet	4,000,000.00		3,196,120		27th October 2019	50% Lab, generator house and toilet all ongoing	50% Lab, generator house and toilet all ongoing

11.	Construction And Facelift At Kipkenyo Dispensary	Kaptumo/Kaboi	Construction of OPD	4,000,000.00		3,864,200		27th October 2019	80% at the finishing level	80% at the finishing level
12.	Construction Of Labs At Mugundoi	Kaptumo/Kaboi	Construction Of Labs	1,000,000.00		999,650		27th October 2019	10% at the slab level	10% at the slab level
13.	Renovation Of Maternity And Swptic Tank At Kapkolei Dispensary	Koyo/Ndurio Ward	Tilling Plumbing Electrical works Ceiling New septic tank.	4,000,000.00		3,998,235		27th October 2019	Complete	Complete only to be operationalized
14.	Renovation Works At Koyo Dispensary	Koyo/Ndurio Ward	Incinerator and septic Tank.	2,000,000.00		1,992,700		27th October 2019	5% Only excavation done	5% Only excavation done
15.	Equiping And Renovation At Mugen Dispensary	Kemeloi/Maraba	Roofing Tilling and painting	2,000,000.00		1,998,870		27th October 2019	60%	60%
16.	Completion And Equiping At Kitaor Dispensary	Kemeloi/Maraba	Toilet , tiling ,painting, doors and windows water goods	2,000,000.00		1,958,220		27th October 2019	Complete in use	Complete in use
17.	Renovation Works At Kemeloi	Kemeloi/Maraba	Septic tank	1,000,000.00		1,000,000.00		27th October 2019	20%	20%
18.	Renovation Works At Kaptumek	Kemeloi/Maraba	Septic tank Tilling Painting Doors and Windows Electrical and mechanical work	2,000,000.00		2,078,950		27th October 2019	80%	80%
19.	Construction Of Maternity Wing At Kapkenda Dispensary	Terik	New maternity at kapkenda	2,500,000.00		2,762,880		27th October 2019	80% only finishes remaining	80% only finishes remaining
20.	Renovation And	Kobujoi	Furniture and fittings Tilling Water goods	1,000,000.00		969,144.75		27th October 2019	Yet to start - Land	Yet to start - Land issue sorted

	operationalizing Samitui								issue sorted	
21.	New Project At kerongoi	Terik	New OPD in kerongoi	3,000,000.00		3,094,790		27th October 2019	10% material on site	10% material on site
22.	New Project At Chepkurgung	Terik	Completion works of new OPD	3,000,000.00		2,957,050		27th October 2019	80% finishing level	80% finishing level
23.	Completion Of Kereri Dispensary	Kabwareng	Electrical works Plumbing works Tilling Water goods Doors Painting furniture and fittings completion works	2,500,000.00		2,500,000.00		27th October 2019	90% only furniture remaining	90% only furniture remaining
24.	Completion Of Koibarak	Kabwareng	Electrical works Fencing painting Plumbing Plastering Water goods OPD renovation	2,500,000.00		2,500,000.00		27th October 2019	Stalled, project cancelled	The projects has been retendered
25.	Renovation Works At Kapkeben	Kabwareng	Incenerator Toilet Painting Water goods Tilling	2,000,000.00		1,849,000		27th October 2019	Complete and operational	Complete and operational
26.	Renovation Works Cheptingwich	Kabwareng	Tilling Painting	2,000,000.00		1,953,090		27th October 2019	30% only toilet complete	30% only toilet complete
27.	Completion And Equipping Of Outpatient Block At Kabutie Dispensary	Chemundu/Kapngetuny	New OPD block	2,500,000.00		2,500,000.00		27th October 2019	50% at the walling level	50% at the walling level
28.	New Facilty At Kapkechui Dispensary	Chemundu/K	Construction of new facility	3,000,000.00		3,120,380		27th October 2019	75% finishing level	75% finishing level

		apnget uny								
29.	Renovation Works At Chemundu	Chemundu/Kapngetuny	New maternity block	3,000,000.00		2,996,572		27th October 2019	Stalled, project cancelled	The projects has been retendered
30.	New Maternity At kapchepkok	Kaptel /Kamoiywo	New maternity	3,000,000.00		2,989,684		27th October 2019	75% Roofed. Finishing works remaining	75% Roofed. Finishing works remaining
31.	Renovation And Water Supply At Kapsisywa	Kaptel /Kamoiywo	Kitchen Completion of staff quarters Plumbing Modification of maternity Tilling Painting	3,500,000.00		3,473,000		27th October 2019	80% done , painting,plumbingand tilling	80% done , painting,plumbingand tilling
32.	New Facilty At Kipkongorwo Dispensary	Lelmokwo/Ngechek	Construction of new facility OPD	4,000,000.00		3,994,810		27th October 2019	Stalled, project cancelled	The projects has been retendered
33.	Renovation At Ngechek Dispensary	Lelmokwo/Ngechek	Painting Roof overhaul Tilling Electrical works	1,000,000.00		1,000,000.00		27th October 2019	Complete and operational.	Poorly done. Roof leaking
34.	Kipchunu Dispensary	Lelmokwo/Ngechek	Partitioning Plastering Substructure Painting Tilling Finishes	2,000,000.00		2,000,000.00		27th October 2019	complete	Complete
35.	Renovation Works At Mosoriot	Lelmokwo/Ngechek	Toilets Generator house OPD renovation	4,000,000.00		3,985,000		27th October 2019	Generator installation complete. Renovation works at 40%	Generator installation complete. Renovation works at 40%

36.	Renovation Works At Mogoget	Lemmok wo/Ng echek	Plaster Painting Tilling	1,000,000.00		1,260,400		27th October 2019	95% Tilling, plumbing and tank	Ongoing
37.	New Facility At Siksiket Dispensary	Kiptuy a	New OPD	3,000,000.00		2,998,725		27th October 2019	Complete	Yet to be operationaliz ed
38.	Renovations At Kapsasur	Kiptuy a	Incenarator Latrine Plumbing Electrical Furniture Tilling Painting Water goods	2,000,000.00		2,174,360		27th October 2019	complete	Yet to be operationaliz ed
39.	Maternity,Sep tic Tank And Incinerator And Renovation Works At Kingwal Dispensary	Kosirai	Maternity completion Toilet Lab completion Tilling Painting	4,000,000.00		4,000,000. 00		27th October 2019	95% complete	Only power connection remaining
40.	Renovation And Lab Construction At Kokwet Dispensary	Kosirai	Water goods Tilling Painting Completion of lab	1,000,000.00		1,000,000. 00		27th October 2019	95% complete	At the finishing stage.
41.	Construction Of A Laboratory And Renovation Works At Kaptildil Dispensary	Kosirai	New lab Painting Doors	2,000,000.00		1,999,750		27th October 2019	Complete	Needs equipping to be operational
42.	Laboratory At Kapkibimbir	Kosirai	New lab	1,500,000.00		1,480,350		27th October 2019	complete Needs equiping	Needs equipping to be operational

43.	Facelift At Masan Dispensary	Kosirai	New lab	1,000,000.00		998,940		27th October 2019	Stalled, project cancelled	The projects has been retendered
44.	Maternity Wing At Chepkumia Health	Chepkumia Ward	Completion of maternity Kitchen Septic tank	4,000,000.00		3,844,220		27th October 2019	90% at the finishing stage	90% at the finishing stage
45.	New Facility At Kabwareng Dispensary	Chepkumia Ward	Completion of maternity Completion of inpatient Incenerator	4,000,000.00		3,998,235		27th October 2019	85% complete	85% complete
46.	Contruction Of A Laboratory At Koibem Dispensary	Chepkumia Ward	New lab	1,000,000.00		1,000,000.00		27th October 2019	95% at the finishing stage	95% at the finishing stage
47.	Completion And Equiping Of Maternity And Laboratory At Cheindoi Dispensary	Kapsabet	Completion of inpatient Gate Equiping of maternity	3,000,000.00		3,000,000.00		27th October 2019	25% complete Floor and tilling works ongoing	25% complete Floor and tilling works ongoing
48.	Renovation Works At Ngenybagurio	Kapsabet	Tilling Electrical works Painting	1,000,000.00		1,000,000.00		27th October 2019	90% Tilling,painting done	90% Tilling,painting done
49.	Equiping Of Maternity At Kipsigak	Kilibwoni	Supply of maternity equipment	2,500,000.00		2,500,000.00		27th October 2019	Supplied and Operational	Supplied and Operational
50.	Completion Of Work At Kabirirsang	Kilibwoni	Toilet Paiting Completion works	2,000,000.00		1,941,200		27th October 2019	95% complete finishing stage	95% complete finishing stage
51.	New Facility At Arwos Dispensary	Kilibwoni	New OPD	4,000,000.00		3,998,725		27th October 2019	At the ring beam level	At the ring beam level
52.	Renovations At Kipture	Kilibwoni	Water goods Tilling Painting Shelves Incinerator	1,000,000.00		1,000,000.00		27th October 2019	Complete And operational	Complete And operational

53.	New At Mokwo Dispensary	Kapka ngani	New OPD	4,000,000.00		3,824,200		27th October 2019	50% complete	50% complete
54.	Renovation Works At Kipsugur Dispensary	Kapka ngani	Water goods Tilling Painting	1,000,000.00		980,950		27th October 2019	complete	
55.	Equipping Maternity At Kipsomoite Dispensary	Sang;A lo/Keb ulonik	Supply of maternity equipment	1,000,000.00		1,685740		27th October 2019	Stalled. Equipping yet to be done.	Stalled. Equipping yet to be done.
56.	New Maternity At Sang,alo Dispensary	Sang;A lo/Keb ulonik	New maternity	4,000,000.00		3,850,956		27th October 2019	Stalled, project cancelled	The projects has been retendered
57.	Renovation At Sang'alo Dispensary	Sang;A lo/Keb ulonik	Tilling Water goods Painting	1,000,000.00		985,830		27th October 2019	35% tilling and painting ongoing.	35% tilling and painting ongoing.
58.	Completion Of Works At Rubet	Kurgu ng/Sur ungai	Tilling Gutters Painting Plumbing	1,000,000.00		1,016,205		27th October 2019	Stalled, project cancelled	The projects has been retendered
59.	Maternity Wing At Chepkemel Health Centre	Kipkar en	New maternity	3,000,000.00		2,950,830		27th October 2019	70%	70%
60.	Completion Kakiptui Dispensary	Kipkar en	Completion of OPD -fencing -tilling -painting -septic tank -plumbing -electrical works -furniture and fittings	3,000,000.00		3,381,775		27th October 2019	Ready to be opened.	Ready to be opened.
61.	Renovation At Kamamut Dispensary	Kurgu ng/Sur ungai	Doors Windows Plaster Water goods Furniture and fittings Plumbing Electrical works	3,000,000.00		3,279,550		27th October 2019	Already in use.	Already in use.

			Signage							
62.	Renovation Chepnyogoson Dispensary	Kurgung/Surungai	Floor finishes Plaster Doors Windows Toilets Ceiling Electrical works	2,000,000.00		2,150,630		27th October 2019	85% Finishing stage. Water and power to be done	85% Finishing stage. Water and power to be done
63.	Complition Works At Lolkeringet Health Center	Kabiyet	Tilling Water goods Painting Septic tank Incinerator Electrical works Plumbing	2,000,000.00		2,000,000.00		27th October 2019	90% Finishing stage	90% Finishing stage
64.	Kapkagaron Dispensary	Kabiyet	Fencing	500,000.00		500,000.00		27th October 2019	0%	0%
65.	Kapng'ombe Dispensary	Ndalat	New maternity	3,500,000.00		3,445,900		27th October 2019	Stalled, project cancelled	The projects has been retendered
66.	Maternity Completion At Kabiemit Dispensary	Ndalat	Tilling Painting Electrical works Curtain rails	2,500,000.00		2,478,150		27th October 2019	Complete and operational Officially openned	Complete and operational Officially opened
67.	Equiping And Septic Tant At Sigot/ Chepkatet Dispensary	Kabisaga	Septic tank Fencing Furniture	2,500,000.00		2,496,980		27th October 2019	Complete and operational	Complete and operational
68.	Renovation At Kabisaga Health Centre	Kabisaga	Toilet Water goods Painting Tilling Plumbing	2,000,000.00		1,995,666		27th October 2019	Complete and operational	Complete and operational
69.	New Facility At Kapsosio Dispensary	Cheperwai	New OPD	3,000,000.00		3,000,000.00		27th October 2019	85% complete	85% complete

70.	Maternity Completion At Ndubusat Dispensary	Chepk unyuk	Septic tank Floor finishes Ceiling Painting Electrical Plumbing	2,500,000.00		2,500,000.00		27th October 2019	Complete and operational	Complete and operational
71.	New Facility At Lelwak Dispensary	Chepk unyuk	New OPD type B	3,000,000.00		2,496,980		27th October 2019	Stalled, project cancelled	The projects has been retendered
72.	Construction Of Toilets At Kipkoror Dispensary	Chepk unyuk	Toilet	500,000.00		492,150		27th October 2019	Complete and operational.	Complete and operational.
73.	New Facility At Lengon Dispensary	Kapcho rua	New OPD type A	4,000,000.00		3,897,580		27th October 2019	30%	30%
74.	Completion At Sirwa Dispensary	Kapcho rua	Toilet Incinerator Tilling Painting Fencing and gate	2,000,000.00		1,998,050		27th October 2019	complete	Complete
75.	Renovation At Kapkoros Dispensary	Kapcho rua	Completion works Incinerator Toilet	2,000,000.00		2,000,000.00		27th October 2019	Complete and operational	Complete and operational
76.	Sochoi Dispensary	Ol'lesso s	New maternity	4,000,000.00		3,797,035		27th October 2019	60% roofing done	60% roofing done
77.	Buying Modern Diagonistic Equipment At Ol Lessos Health Dispensary	Ol'lesso s	Supply of diagnostic equipment	2,000,000.00		2,000,000.00		27th October 2019	Supplied and operational	Supplied and operational
78.	New Facility At Keteng Dispensary	Nandi Hills	New OPD type B	3,000,000.00		3,000,000.00		27th October 2019	50% stalled at lintel level	50% stalled at lintel level
79.	New Facility At Kaptien Extension	Nandi Hills	Tiling Painting New maternity	4,000,000.00		4,000,000.00		27th October 2019	Renovations complete. New	Renovations complete. New

									maternity yet to start.	maternity yet to start.
80.	New Facility At Kipsirwa Dispensary	Tindiret	New OPD type A	4,000,000.00		4,000,000.00		27th October 2019	5% ground leveling done	5% ground leveling done
81.	New Facility At Mbogo Valley	Tindiret	New OPD type A	4,000,000.00		3,994,635		27th October 2019	Stalled, project cancelled	The projects has been retendered
82.	Expansion At Kapkirwa	Tindiret	Extension of OPD Fencing Painting	2,000,000.00		2,000,000.00		27th October 2019	80% At the finishing stage	80% At the finishing stage
83.	Renovation Works At Chepsertwa Dispensary	Chemeil/Chemase	New OPD type A	4,000,000.00		3,960,000		27th October 2019	Complete. Toilet to be constructed.	To be operationalized
84.	potopoto Dispensary	Chemeil/Chemase	Supply of maternity equipment	1,000,000.00		1,000,000.00		27th October 2019	Stalled, project cancelled	The projects has been retendered
85.	Renovation Works At Cheptilil	Kapsimotwa	Toilet Painting Tilling Electrical works	2,000,000.00		1,986,150		27th October 2019	90% finishing level	90% finishing level
86.	New Facility At Kiptegaa Dispensary	Kapsimotwa	New OPD type A	4,000,000.00		4,300,000		27th October 2019	75% Finishing level	75% Finishing level
87.	Renovation And Equiping At Chepsangor Dispensary	Kapsimotwa	Floor finishes Gutters Painting Toilet Electrical works	1,000,000.00		1,165,750		27th October 2019	100% Complete	To be operationalized
88.	New At Kitoroch Dispensary	Songhor/Soba	New OPD type A	4,000,000.00		3,941,275		27th October 2019	Stalled, project cancelled	The projects has been retendered
89.	Renovation Works At Soba River Hc	Songhor/Soba	Incinerator Septic tank Water goods Painting Tilling	4,000,000.00		3,949,520		27th October 2019	Complete and operational	Complete and operational

			Soak pit Plumbing Electrical works							
90.	Renavations Works At Kabunyeria Dispensary	Songhor/Soba	Completion of maternity wing	3,000,000.00		3,251,410		27th October 2019	70% Roofing , window and doors done	Finishes remaining
91.	Maternity, Wiring/Electricity Connections At Kibongwa Dispensary	Chemeil/Chemase	New maternity wing	3,000,000.00		2,997,770		27th October 2019	Ongoing	
92.	Chemase Septic Tank, Water Tank And Roofing	Chemase	Septic tank	2,000,000.00		2,000,000.00		27th October 2019	70% septic Complete in use.	Complete in use.
93.	Renovation of Kesogon dispensary	Kobujoi	Painting Electrical works Tilling	1,000,000.00		1,000,000.00		27th October 2019	Yet to start	Yet to start
94.	Renovation of Chebilat Dispensary	Kobujoi	New lab	1,000,000.00		1,000,000.00		27th October 2019	Yet to start	Yet to start
95.	Renovation of Kibwareng dispensary	Kobujoi	Completion of maternity	2,000,000.00		2,000,000.00		27th October 2019	90% Stalled .only finishes remaining	90% Stalled .only finishes remaining

Health and Sanitation 2019/2020 Projects

	Project Nane	Location	Description In BQs	Budgeted Amount	Contracted Firm	Contracted Sum	Amount Paid	Contract End Period	Status	Remarks
1)	MCH COMPLEX (phase II)	Kapsabet	Completion of MCH complex	100,000,000					Ongoing	10% Walling and materials on site
2)	Completion of Kipkoror maternity	Chepkunyuk	Completion of Kipkoror maternity	2,000,000					to be equipped	Procurement process on

Annex 2 Transport And Infrastructure

Projects for FY 2019/ 2020

S/NO	Project/ Sub Programme Name	Location	Targets in ADP 2018/2019 (Description of activities in BQ)	Actual (Contracted Firm)		Budgeted/ Estimated Cost (Contracted sum)	Actual Expenditure (Amount Paid as at 17th July 2020)	Contract Duration (Expected start and End date) Expected Completion date	Status (% completion and achieved output)	Remarks/ Recommendation
1.	Kimwani-kapsasur-chemutia-potopoto	Chemelil / Chemase	Grading, culvert installation and spot improvement (gravelling)	Dastninne Company Ltd		**4,211,342.8**	4,211,342.9	31st MAY 2020	70% Ongoing	Road requires drainage works as well expansion on narrow sections
2.	Kaprochoke-kiptega	Kapsimatwo	Grading, culvert installation and spot improvement (gravelling)	Tectonic Solutions Limited		**4,204,884**		31st MAY 2020	70% Ongoing	The project is behind schedule and the PMC should ensure that remaining are works are completed for the road to be in good condition
3.	Marram-katiat-taunet \	Songhor/ soba	Grading, culvert installation and spot improvement (gravelling)	Milestar Enterprises Ltd		**4,368,908**		31st MAY 2020	Yet to start	Works are behind schedule
4.	Chepkechir-romorio-kapkipsasur-sachangwan	Tinderet	Grading, culvert installation and spot improvement (gravelling)	Michane & Sons Co Ltd P.o Box 188-30304 Kapcheno		**4,299,076**	4,299,076	31st MAY 2020	100% complete	The road is passable and in good condition
5.	Sinendet-kipsamoodip-	Nandi Hills	Grading, culvert installation	Talai Logistics Ltd		**2,395,272**		31st MAY 2020	100% Complete	The road is passable and in good condition

	Kipsamoo primary		and spot improvement (gravelling)							
6.	Cheptililik-nandi tea boundary-kipkeibon river	Nandi Hills	Grading, culvert installation and spot improvement (gravelling)	Mevolyne Company Ltd P.o Box 880 Kapsabet.		**2,201,239.20**		31st MAY 2020	100% Complete	The road is passable and in good condition
7.	Himaki-tigityo-kipsergech	Chepkunyuk	Grading, culvert installation and spot improvement (gravelling)	skids 2010 ventures		**4,128,440**	4,128,00	31st MAY 2020	100% Complete	The road is passable and in good condition
8.	Kitega-kapkoros-tereno-forest	Kapchorua	Grading, culvert installation and spot improvement (gravelling)	Jefthom Enterprises Limited P.o Box 97 Kapsabet		**4,014,760.00**		31st MAY 2020	100% Complete	The road is passable and in good condition
9.	Kimwogi-nduruo-keben	O'llessos	Grading, culvert installation and spot improvement (gravelling)	Komol Contractors Ltd P.o Box 620-30300 Kapsabet.		**4,084,704**		31st MAY 2020	100% Complete	The road is passable and in good condition
10.	Kapkilel-kapkoibai-mugunya	Kilibwoni	Grading, culvert installation and spot improvement (gravelling)	Chenos Express Ltd P.o Box 1224-30300 Kapsabet		**4,291,072**		31st MAY 2020	100% Complete as per the BQ	The road requires maintenance and improvement of drainage works
11.	Mosobecho-cheindoi-iruru	Kapsabet	Grading, culvert installation and spot improvement (gravelling)	Sankori Invetment Ltd 274-30300 Kapsabet.		**2,320,812**	2320812	31st MAY 2020	100% Complete as per the BQ	The road requires maintenance and improvement of drainage works
12.	Kapnes-kapkilel	Kapsabet	Grading, culvert installation	-		**2,493,450**		31st MAY 2020	0%	The project was re-advertised

			and spot improvement (gravelling)							
13.	Fr. Khun-chebilat-musanya	Kapkangani	Grading, culvert installation and spot improvement (gravelling)	kitokoki construction&general supplies		**4,179,770**	-	31st MAY 2020	90% Complete	The project is almost complete though its behind schedule
14.	Kipnyoasis-burende-bonjoge	Chepkumia	Grading, culvert installation and spot improvement (gravelling)	Wilsac Constructors Ltd P.o Box 168-30304 Kapcheno.		**4,385,264**	4,385,264	31st MAY 2020	100% Complete as per the BQ	The road requires maintenance and improvement of drainage works
15.	Bonjoge-kapkeben-sokomjinga	Kabwareng	Grading, culvert installation and spot improvement (gravelling)	North Rift Success Transporters Ltd P.o 97-30300 Kapsabet.		**4,539,660**	4,539,660	31st MAY 2020	100% Complete as per the BQ	The road requires maintenance
16.	Bishop makarios-nyinyira pri-tuikoin pri-kirongoi pri	Terik	Grading, culvert installation and spot improvement (gravelling)	Ganol Contractors P.o Box 5061-30100 Eldoret		**4,230,807.68**	4,230,807.70	31st MAY 2020	100% Complete as per the BQ	The road requires maintenance
17.	Chepkunan-chebirir-kongoro	Kemeloi	Grading, culvert installation and spot improvement (gravelling)	Chesto Holdings Limited P.o Box 71-30100 Moi University.		**4,280,632**		31st MAY 2020	Yet to start	The project is behind schedule hence the PMC should make follow to ensure that works commences for the project to achieve its objective
18.	Sagomon-chepkebuge-kimaren	Kobujoi	Grading, culvert installation and spot	Brunjel company ltd		**4,166,256**		31st MAY 2020	Yet to start	The project is behind schedule hence the PMC should make

			improvemen t (gravelling)							follow to ensure that works commences for the project to achieve its objective
19.	Tarmac-lelgoi-kapsaos-kaborogin	Koyo/ ndurio	Grading, culvert installation and spot improvemen t (gravelling)	Harmann Auto Limited P.o Box 19 Kapcheno		**3,971,260**	3,971,260	31st MAY 2020	100% Compl ete as per the BQ	The road requires maintenance
20.	Chepkong'on y-cheptingon-tumoek-enego	Kaptumo / kaboi	Grading, culvert installation and spot improvemen t (gravelling)	Brimavic Contracto rs Ltd P.o Box 40-30304 Kapcheno		**4,289,448**	4,288,448	31st MAY 2020	100% Compl ete as per the BQ	The road requires maintenance
21.	Kimogoch-ketam-kipkongorwa jnct	Kabisaga	Grading, culvert installation and spot improvemen t (gravelling)	Edmark Enterprise s Ltd P.o Box 5 Kapsabet.		**4,222, 980**	4,222,980	31st MAY 2020	100% Compl ete as per the BQ	The road requires continuous maintenance to enhance durability
22.	Chepng'ocho ch-ndalat gaa-kababaa	Ndalat	Grading, culvert installation and spot improvemen t (gravelling)	Kaptumo Auto Agencies Ltd P.o Box 1095-30300 Kapsabet.		**3,909,896**	3,909,896	31st MAY 2020	100% Compl ete as per the BQ	The road requires continuous maintenance to enhance durability
23.	Kipkaren mzee-chepkong'on y jnct	Kabiyet	Grading, culvert installation and spot improvemen t (gravelling)	Phope solution		**4,125,424**	4,125,424	31st MAY 2020	100% Compl ete as per the BQ	The road requires continuous maintenance to enhance durability
24.	Kamwega centre-chepng'abai primary	Sang'alo/ kebulonik	Grading, culvert installation and spot improvemen t (gravelling)	Inovate enterprise s ltd		**4,118,812**		31st MAY 2020	10% Dozing works ongoin g	The department should fast track dozing works for the contractor to commence works

25.	Kiling oror jnct-koiban primary-tolilet	Kurgung	Grading, culvert installation and spot improvement (gravelling)	Nichere enterprises ltd		**4,245,976**	4,245,976	31st MAY 2020	70% Complete	Works ongoing
26.	Kaplemur-kapkiptui-tarmac	Kipkaren	Grading, culvert installation and spot improvement (gravelling)	Bergenia Limited P.o 71 Songhor.		**4,157,672**	4157672	31st MAY 2020	100% Complete as per the BQ	The road requires continuous maintenance to enhance durability
27.	Chepterwai-dotcom-chepsaita-soimining'	Chepterwai	Grading, culvert installation and spot improvement (gravelling)	Rusell and Clarke (EA) Ltd P.o Box 52051-00100 Nairobi		**4,583,160**	4,583,160	31st MAY 2020	30% Complete	Road requires grading and installation of Metre drains
28.	East view-kiptoros_rd	Chemundu	Grading, culvert installation and spot improvement (gravelling)			**2,262,000**		31st MAY 2020	10% complete as per the BQ	Survey of the road should be done well and public participation to ensure that the affected residents are satisfied
29.	Chepkemeldet-sosiat-kapkobis ecd	Chemundu	Grading, culvert installation and spot improvement (gravelling)			**2,262,928**		31st MAY 2020	20% Complete as per the BQ	Contractor is on site, however if heavy rains continue, he should vacate the site till rains subsides
30.	Ndaptabwa-kapkeben-rongit	Kosirai	Grading, culvert installation and spot improvement (gravelling)	Civited Solutions Limited P.o Box 806 Eldoret		**4,101,460**		31st MAY 2020	50% complete as the BQ	Culvert installation ongoing
31.	Danger-kechire-tuiyobei	Kiptuiya	Grading, culvert installation	Jajes General Supplies		**4,523,072**	4,523,072	31st MAY 2020	100% Complete as	The road requires continuous

			and spot improvement (gravelling)	Ltd P.o Box 475 Kapsabet					per the BQ	maintenance to enhance durability
32.	Kabaa-kombe sec-chomisia-kapkurucho-st mark	Kaptel/ kamoiywo	Grading, culvert installation and spot improvement (gravelling)	winterwood international		**4,552,304**	4552304	31st MAY 2020	100% Complete as per the BQ	The road requires continuous maintenance to enhance durability
33.	Lelmokwo-itigo-chebilat rd	Lelmokwo	Grading, culvert installation and spot improvement (gravelling)			**4,105,356**		31st MAY 2020	90% complete	Good workmanship, for the incomplete works, drainage needs to be done well for durability
34.	Ariok-chemursoi	Chemelil/ chemase	Grading, culvert installation and spot improvement (gravelling)	Edrot company ltd		**3,600,872**	3600872	31st MAY 2020	100% Complete as per the BQ	The road requires continuous maintenance to enhance durability
35.	Mosoriot-ngechek sec-tulon(kapkong'ony)	Lelmokwo	Grading, culvert installation and spot improvement (gravelling)	Siclars Investment Limited		**3,600,512.40**		31st MAY 2020	100% Complete as per the BQ	The road requires continuous maintenance to enhance durability
36.	Tarmac-kapserton-kipyeshi-chumeek centre	Kipkaren	Grading, culvert installation and spot improvement (gravelling)	Cayden Merchants Ltd P.o Box 5061-30100 Eldoret		**3,553,483**	3,553,483.68	31st MAY 2020	100% Complete as per the BQ	The road requires continuous maintenance to enhance durability

FY 2017/2018 Projects									
S/No	Project/Sub Programme Name	Location	Targets In ADP 2018/19	Actual (Contracted Firm)	Budgeted /Estimated Cost	Actual Expenditure(Amount paid as at 17th JULY.	contract duration (expected start and end date)expected completion date	Status(% of completion and achieved output	Remarks/ recommendation
1.	Sinendet-Mosine	N.HILLS	Grading &Gravelling	Hilsan Investment Ltd	1,480,210	1,652,896.55		complete	target achieved and the road passable in all seasons
2.	Kipsebwo-Kipsebwo Youth poly	N.HILLS	Grading &Gravelling	Commuplant Co Ltd	1,302,680	-		complete	target achieved and the road passable in all seasons
3.	Mzee Moja- DFO	N.HILLS	Grading &Gravelling	Linros Investment	1,236,328	1,135,299.35		complete	target achieved and the road passable in all seasons
4.	Nandi Bears-Kabikwen Pr.-Tuiyobei Dip	N.HILLS	Grading &Gravelling	Lineless Investment Ltd	1,269,040	1,159,736.50		complete	target achieved and the road passable in all seasons
5.	Labuiywo-KISOGA-Ainapngetuny	N.HILLS	Grading &Gravelling	Oricon Construction Ltd	1,544,076	-		complete	target achieved and the road passable in all seasons
6.	Cherobon-Sarwat Tarmac	N.HILLS	Grading &Gravelling	Buan Holdings Ltd	1,099,517	-		complete	target achieved and the road passable in all seasons
7.	Sirwa-Kaptanui	N.HILLS	Grading &Gravelling	Onsite Developers	1,055,484	-		complete	target achieved and the road passable in all seasons
8.	Kapsokio-Tereno-Kapchanga	N.HILLS	Grading &Gravelling	Dofag Machinery Ltd	1,436,034	-		complete	target achieved and the road passable in all seasons
9.	Sochoi-Kapnyemi	N.HILLS	Grading &Gravelling	The Galaxy Way Co Ltd	1,451,740	1,333,097.80		complete	target achieved and the road passable in all seasons

	s-Kaplelach								
10.	A.C.K Kapchumba-Mogobich Road	N.HILLS	Grading &Gravelling	Asinet Holdings	1,140,280	-		complete	target achieved and the road passable in all seasons
11.	Lessos DIP-Kapkorio-Swamp-KCC	N.HILLS	Grading &Gravelling	Eastline Solution Ltd	1,390,868	1,277,199.60		complete	target achieved and the road passable in all seasons
12.	Kimwogi-Ndururo-Keben.	N.HILLS	Grading &Gravelling	Dl Prime Machinery Suppliers	1,619,940	1,487,551.80		complete	target achieved and the road passable in all seasons
13.	AIC Mogoon-Lelwak	N.HILLS	Grading &Gravelling	Rift Services K Ltd	1,495,228	1,373,032		complete	target achieved and the road passable in all seasons
14.	Kipsergech-Siwo	N.HILLS	Grading &Gravelling	Wilsal And Atlas	1,050,358	964,684		complete	target achieved and the road passable in all seasons
15.	Tartar-Chepkunyuk	N.HILLS	Grading &Gravelling	Pathway Company Ltd	1,489,278	1,367,568		complete	target achieved and the road passable in all seasons
16.	Kipkoror-Seroi-Kamalel	N.HILLS	Grading &Gravelling	Dextereous Ltd	2,372,414	2,178,530		complete	target achieved and the road passable in all seasons
17.	Sarma-Litii-Kipkenyo-Yabei	ALDAI	Grading &Gravelling	Strup Entgerprises Ltd	1,112,440	1,348,334.50		complete	target achieved and the road passable in all seasons
18.	Kiptulus-Kipshororicntr	ALDAI	Grading &Gravelling	North Rift Successes Trans	1,494,080	1,371,977.60		complete	target achieved and the road passable in all seasons
19.	Kaptumo-Kaborowa-Kamobon	ALDAI	Grading &Gravelling	Khadim Ltd	1,698,704	-		complete	target achieved and the road passable in all seasons
20.	Kaboi JNCT-Mosombor	ALDAI	Grading &Gravelling	Saro Holdings Ltd	1,356,040	1,233,504.35		complete	target achieved and the road passable in all seasons

21.	Keburo-Toretmoi	ALD AI	Grading &Gravelling	Danjoy Holdings	1,699,680	975,751		complete	target achieved and the road passable in all seasons
22.	Ndurio centre-Kiprotkorik	ALD AI	Grading &Gravelling	Kapkorich Enterprises	1,550,920	-		complete	target achieved and the road passable in all seasons
23.	Koyo centre-Kapkenda	ALD AI	Grading &Gravelling	Mirsit Saw Mills Ltd0	1,684,320	-		complete	target achieved and the road passable in all seasons
24.	Ndurio centre-Kapkolei dispensary	ALD AI	Grading &Gravelling	Two Hands Logistics	1,016,160	912,130		complete	target achieved and the road passable in all seasons
25.	Kapsagawat-Kiptaruswo-Chepkebuge	ALD AI	Grading &Gravelling	Rogifra Construction	1,692,324	-		complete	target achieved and the road passable in all seasons
26.	Maraba pri-kitabei	ALD AI	Grading &Gravelling	Tois Inv. Ltd	1,308,480	1,201,545		complete	target achieved and the road passable in all seasons
27.	Orobo-Kapcheminy-Kapyanga	ALD AI	Grading &Gravelling	Datmas Investment Ltd	1,481,320	-		complete	target achieved and the road passable in all seasons
28.	Morongiot-Kibora-kobos bridge	ALD AI	Grading &Gravelling	Moks Construction	1,608,920	2,262,631		complete	target achieved and the road passable in all seasons
29.	Chepkober-Chepsioch	ALD AI	Grading &Gravelling	Jafethom Enterprises Ltd	1,224,496	1,037,187.25		complete	target achieved and the road passable in all seasons
30.	Kongoro-dip-Kisarich	ALD AI	Grading &Gravelling	Reker Investment Ltd	1,522,964	1,398,501.10		complete	target achieved and the road passable in all seasons
31.	Kipkongen-Mogoiywo	ALD AI	Grading &Gravelling	Rome Enterprises Ltd	1,249,204	-		complete	target achieved and the road passable in all seasons

32.	Kibonze-kimerek	ALD AI	Grading &Gravelling	Sinai Company Ltd	1,650,080	1,515,779.00		complete	target achieved and the road passable in all seasons
33.	Kereri-Chepkuny	ALD AI	Grading &Gravelling	Lantana Enterprise	1,190,450	1,093,161.50		complete	target achieved and the road passable in all seasons
34.	Gakubudu-Kambi-Legemet	ALD AI	Grading &Gravelling	Maimen Ent. Ltd	1,516,352	-		complete	target achieved and the road passable in all seasons
35.	Kimroni-Labalwa	ALD AI	Grading &Gravelling	Allcat Contractors	1,138,772	1,045,706.25		complete	target achieved and the road passable in all seasons
36.	Kambi-simatwet	ALD AI	Grading &Gravelling	Megamal Agencies	1,179,344	1,082,963.15		complete	target achieved and the road passable in all seasons
37.	Nderio pri.kapsimotwo	ALD AI	Grading &Gravelling	Capraisy Ent	1,543,800	1,417,634.30		complete	target achieved and the road passable in all seasons
38.	Kipsigak junction-Kapkerui boarder	ALD AI	Grading &Gravelling	Silver Land Ltd	1,510,000	2,754,827		complete	target achieved and the road passable in all seasons
39.	Kapsengere-Kipchemwon	ALD AI	Grading &Gravelling	Lelboinet Investment	1,583,980	1,454,530		complete	target achieved and the road passable in all seasons
40.	Kapkures centre-Kesengei	ALD AI	Grading &Gravelling	Haridens Enterprises Ltd	1,357,192	-		complete	target achieved and the road passable in all seasons
41.	Chepterwai-Kapkeben-Soin	MOSOP	Grading &Gravelling	Dunkosh Engineering Ltd	1,231,920	3,668,833.45		complete	target achieved and the road passable in all seasons
42.	Singilet-Uasin gishu border	MOSOP	Grading &Gravelling	Tantabas Ltd	1,021,440	-		complete	target achieved and the road passable in all seasons
43.	Koilel-Cheptonon drift $ rd	MOSOP	Grading &Gravelling	Billuck Enterprises Ltd	1,526,328	1,401,590.15		complete	target achieved and the road passable in all seasons

44.	Kipngorol-kapkenyeloi	MOSOP	Grading &Gravelling	Pearlmore Ltd	1,925,000	-		complete	target achieved and the road passable in all seasons
45.	Sarura-Ainapsetan	MOSOP	Grading &Gravelling	Polygon Star Co. Ltd	1,401,860	1,287,294		complete	target achieved and the road passable in all seasons
46.	Kaiboi dispensary-Rubet	MOSOP	Grading &Gravelling	Mo-Rapid Solutions	1,435,014	1,317,738		complete	target achieved and the road passable in all seasons
47.	Tulwo-Chemesis	MOSOP	Grading &Gravelling	Kemro Logistics Ltd	1,303,260	1,196,752		complete	target achieved and the road passable in all seasons
48.	Kapkoros-chepkieb	MOSOP	Grading &Gravelling	Elky Contractors Ltd	1,708,000	-		complete	target achieved and the road passable in all seasons
49.	Tuktuk-Salient	MOSOP	Grading &Gravelling	Riobiz Company	1,243,520	1,317,738		complete	target achieved and the road passable in all seasons
50.	Kamboga - Singilet	MOSOP	Grading &Gravelling	Complete Business	1,232,384	1,196,752		complete	target achieved and the road passable in all seasons
51.	Ngenyilel-Alumana	MOSOP	Grading &Gravelling	Emanna Investment	1,375,760	-		complete	target achieved and the road passable in all seasons
52.	Centre kwanza-Chepkemel	MOSOP	Grading &Gravelling	Satom Ent.Ltd	1,446,520	1,222,270		complete	target achieved and the road passable in all seasons
53.	Lemook-Chebarus	MOSOP	Grading &Gravelling	Taikun Investment	1,314,280	996,207		complete	target achieved and the road passable in all seasons
54.	Ndalat-Kapkatet	MOSOP	Grading &Gravelling	Smart Boys Ltd	1,528,880	-		complete	target achieved and the road passable in all seasons
55.	Kabilem-Kapngombe rd	MOSOP	Grading &Gravelling	Manguro Construction Co Ltd	1,769,580	-		complete	target achieved and the road passable in all seasons
56.	Kipkaren-Kaptereza-Chepnoet	MOSOP	Grading &Gravelling	Kesum Holdings	1,416,360	1,412,455		complete	target achieved and the road passable in all seasons

57.	Tegelyat-Chebarus-Kuriot	MOSOP	Grading &Gravelling	Noble Space Tech Ltd	1,595,840	1,460,526.75		complete	target achieved and the road passable in all seasons
58.	Kapkakaron-Kamasia	MOSOP	Grading &Gravelling	Mymac Company Ltd	2,468,884	-		complete	target achieved and the road passable in all seasons
59.	Tebeswet-Cheptuiyet-Kapngetuny	MOSOP	Grading &Gravelling	Nobi Enterprise	1,384,344	-		complete	target achieved and the road passable in all seasons
60.	Sachangwan-Kabisaga	MOSOP	Grading &Gravelling	Baloon Technologies	1,376,572	-		complete	target achieved and the road passable in all seasons
61.	Kimogoch-Kebulwet	MOSOP	Grading &Gravelling	Abisete Agencies	1,551,500	-		complete	target achieved and the road passable in all seasons
62.	Chemarkis-Kipsamoo-Chemuswa	MOSOP	Grading &Gravelling	Techsonsenterprises	1,491,122	1,341,508		complete	target achieved and the road passable in all seasons
63.	Tungururwet SDA-Kabisaga Catholic	MOSOP	Grading &Gravelling	Brimavic Contractors Ltd	1,100,840	1,010,878.80		complete	target achieved and the road passable in all seasons
64.	Kisabei-Muruto-Bobat-Elsero	MOSOP	Grading &Gravelling	Flagship Projects	1,732,080	1,590,527		complete	target achieved and the road passable in all seasons
65.	Kiptenden-Chepkwelat-Tachasis	TINDERET	Grading &Gravelling	Trovic(K)Ltd	1,480,210	-		complete	target achieved and the road passable in all seasons
66.	Romorio-Mutumon	TINDERET	Grading &Gravelling	Harman Auto Ltd	1,443,156	-		complete	target achieved and the road passable in all seasons
67.	Setek centre-Olomotit primary	TINDERET	Grading &Gravelling	Eunitec Technologies Ltd	1,308,132	-		complete	target achieved and the road passable in all seasons

68.	Kibugat-Kipkoil-Salgaa.	TINDERET	Grading &Gravelling	Biso Co Ltd	1,559,080	1,072,200		complete	target achieved and the road passable in all seasons
69.	Maraba-St Matthews-Tuiyobei	TINDERET	Grading &Gravelling	Thirdway Construction Ltd	1,179,430	-		complete	target achieved and the road passable in all seasons
70.	All Saints Kapkeno-Kipsiele Pry.	TINDERET	Grading &Gravelling	Roma Ventures Ltd	1,453,828	-		complete	target achieved and the road passable in all seasons
71.	Koitab Muge-Chemalal-Kamenjeiwa	TINDERET	Grading &Gravelling	Pensha Enterprise Ltd	1,475,960	-		complete	target achieved and the road passable in all seasons
72.	Kaputie bridge-Kolelach--Soisitet junction	TINDERET	Grading &Gravelling	Tarina Company Ltd	2,421,500	-		complete	target achieved and the road passable in all seasons
73.	Emit-Kapcheplanget	TINDERET	Grading &Gravelling	Kenoru Investment	1,345,368	1,235,418.95		complete	target achieved and the road passable in all seasons
74.	Chemursoi-Miwani tarmac	TINDERET	Grading &Gravelling	Mankos Agencies Ltd	1,541,292	-		complete	target achieved and the road passable in all seasons
75.	Chemalal-Makoi road	TINDERET	Grading &Gravelling	Tainter Gate Investment Ltd	1,731,445	1,589,944.15		complete	target achieved and the road passable in all seasons
76.	Chemase-Kapsigilai-Kibigori junction	TINDERET	Grading &Gravelling	Jainocat Services K Ltd	1,290,268	-		complete	target achieved and the road passable in all seasons
77.	Temsoo-Kimaran	TINDERET	Grading &Gravelling	Unison Property Solution	1,270,200	1,166,394		complete	target achieved and the road passable in all seasons
78.	Chebarus-Matema	TINDERET	Grading &Gravelling	Bayern Gen Supplies	2,234,820	1,133,905		complete	target achieved and the road passable in all seasons

79.	Savani Estate-Chepsire	TIND ERET	Grading &Gravelling	Michane And Sons Company	1,556,894	-		complete	target achieved and the road passable in all seasons
80.	Kibwari junction-Underit-Chebisheb	TIND ERET	Grading &Gravelling	Bwaste Enterprises Ltd	1,403,310	1,288,625.70		complete	target achieved and the road passable in all seasons
81.	Kiminda-Kiropket	EMG WEN	Grading &Gravelling	Vinbeth Enterprise Ltd	1,325,880	-		complete	target achieved and the road passable in all seasons
82.	Singorwa-Kapkorio	EMG WEN	Grading &Gravelling	Skydrive Investment Ltd	1,119,690	-		complete	target achieved and the road passable in all seasons
83.	Cheber-Kamoson	EMG WEN	Grading &Gravelling	Smart Link Civil Works	1,075,610	-		complete	target achieved and the road passable in all seasons
84.	Kiropket Shops-Stevenice	EMG WEN	Grading &Gravelling	Beekok Enterprises	2,156,440	-		complete	target achieved and the road passable in all seasons
85.	Tulon-Kiptenden	EMG WEN	Grading &Gravelling	Femji Enterprises Ltd	1,880,360	2,997,252.40		complete	target achieved and the road passable in all seasons
86.	Kapsoen-kiplolok-Songoliet	EMG WEN	Grading &Gravelling	Sankori Investment	1,137,844	1,044,855		complete	target achieved and the road passable in all seasons
87.	Kabirsang-Mogong	EMG WEN	Grading &Gravelling	Axio Ltd	1,219,740	-		complete	target achieved and the road passable in all seasons
88.	Terige-cheplasgei-songoliet	EMG WEN	Grading &Gravelling	Kaptumo Auto Agencies	1,445,360	-		complete	target achieved and the road passable in all seasons
89.	Kabaskei-Forest road	EMG WEN	Grading &Gravelling	Jebess Construction	1,675,504	1,675,504.00		complete	target achieved and the road passable in all seasons
90.	Rwando-Ngerek	EMG WEN	Grading &Gravelling	Beja Meswo Ent	1,645,460	1,510,986.20		complete	target achieved and the road passable in all seasons
91.	Chebogen-Sosiot cntr	EMG WEN	Grading &Gravelling	Jigosha Enterprises Ltd	1,092,700	-		complete	target achieved and the road passable in all seasons

92.	SDA Kimugulmet-DIP-Kibungu	EMGWEN	Grading &Gravelling	Benford Investment	1,155,750	945,972.55		complete	target achieved and the road passable in all seasons
93.	Rashid-Kamenon	EMGWEN	Grading &Gravelling	Heston Investment Ltd	980,502	-		complete	target achieved and the road passable in all seasons
94.	Kapkanganí-Tindinyo	EMGWEN	Grading &Gravelling	Lydro Construction	1,247,580	-		complete	target achieved and the road passable in all seasons
95.	Chepsonoi-Kipsugur	EMGWEN	Grading &Gravelling	Bishmac Civic And Building	1,111,280	-		complete	target achieved and the road passable in all seasons
96.	ACK-Kiborgok Road	EMGWEN	Grading &Gravelling	Brivo Investment Ltd	1,253,813	1,136,818.20		complete	target achieved and the road passable in all seasons
97.	Chemamul-kapkechui-cheplengu	CHESUMEI	Grading &Gravelling	Siuki Holdings	1,422,160	1,172,785.20		complete	target achieved and the road passable in all seasons
98.	Chepkoiyo-Kapkobis	CHESUMEI	Grading &Gravelling	Kevic Ent Ltd	930,928	-		complete	target achieved and the road passable in all seasons
99.	kipnyasis-kipsinende	CHESUMEI	Grading &Gravelling	Beruge Investment Ltd	1,415,432	1,299,729		complete	target achieved and the road passable in all seasons
100.	Water supply-cheptembe	CHESUMEI	Grading &Gravelling	Pamington Holdings Ltd	1,516,120	1,294,218		complete	target achieved and the road passable in all seasons
101.	Danger-Kechire-Tuiyobei	CHESUMEI	Grading &Gravelling	Kiptuiya Co Ltd	723,492	-		complete	target achieved and the road passable in all seasons
102.	Sijo-Cheptigok	CHESUMEI	Grading &Gravelling	Competency Group Ltd	1,437,240	1,319,782		complete	target achieved and the road passable in all seasons
103.	Kapkanganí-Mwein	CHESUMEI	Grading &Gravelling	Jetga Enteprise Ltd	784,740	-		complete	target achieved and the road passable in all seasons
104.	Mwein-kapkitar	CHESUMEI	Grading &Gravelling	Levas Holding Ltd	2,715,560	-		complete	target achieved and the road passable in all seasons

105.	Kipngeru centre-Chebilat	CHES UMEI	Grading &Gravelling	Sedan Holdings Ltd	1,469,720	-		complete	target achieved and the road passable in all seasons
106.	Sironoi-Isa	CHES UMEI	Grading &Gravelling	Judool Enterprises	912,630	1,206,232		complete	target achieved and the road passable in all seasons
107.	Aic Kipchabo	CHES UMEI	Grading &Gravelling	Habric Construction Ltd	1,011,520	-		complete	target achieved and the road passable in all seasons
108.	Chepkunyuk-kaptoroi	CHES UMEI	Grading &Gravelling	Avesca Investment Ltd	1,951,320	-		complete	target achieved and the road passable in all seasons
109.	Tabolwa pry-Kiptaraj	MOS OP	Grading &Gravelling	Moslyne Co Ltd	1,908,780	-		complete	target achieved and the road passable in all seasons
110.	Kipsamoite border-Septonok centre	MOS OP	Grading &Gravelling	Garnet Developers Ltd	1,538,160	-		complete	target achieved and the road passable in all seasons
111.	Kebulonik-Lelechwet-Birei	MOS OP	Grading &Gravelling	Orlink Ltd	1,148,632	-		complete	target achieved and the road passable in all seasons
112.	Kebulonik junt-sangalo sec	MOS OP	Grading &Gravelling	Socher Enterprises	1,222,000	-		complete	target achieved and the road passable in all seasons
113.	Mosoriot-Nduroto	CHES UMEI	Grading &Gravelling	Labatik Freigts Services	1,388,520	-		complete	target achieved and the road passable in all seasons
114.	Kipsimo-Ndaptabwa pri-Kosirai pri.	CHES UMEI	Grading &Gravelling	Masar Construction	1,326,576	1,218,162		complete	target achieved and the road passable in all seasons
115.	Kaptabongen-Kapkibimbir	CHES UMEI	Grading &Gravelling	Remkil Enterprises	1,273,944	1,013,202.80		complete	target achieved and the road passable in all seasons
116.	Kokwet-kibochii-chebilat	CHES UMEI	Grading &Gravelling	Kunurter Enterprises	1,572,380	1,291,810.25		complete	target achieved and the road passable in all seasons

117.	Tungurui wet-Kipchunu	CHES UMEI	Grading &Gravelling	Dainacorp Logistics	1,990,900	-		complete	target achieved and the road passable in all seasons
118.	Emdin-Kapcheechen	CHES UMEI	Grading &Gravelling	Barega Agencies	1,193,640	-		complete	target achieved and the road passable in all seasons
119.	Mosoriot-Kapnyemisa	CHES UMEI	Grading &Gravelling	Belvacon Co Ltd	1,238,244	1,137,050		complete	target achieved and the road passable in all seasons
120.	Jerusalem-Mogoget	CHES UMEI	Grading &Gravelling	Berleen Agencies Ltd	1,205,400	1,106,889.70		complete	target achieved and the road passable in all seasons
121.	Mosoriot centre Roads	CHES UMEI	Grading &Gravelling	Keema Investment	1,635,600	-		complete	target achieved and the road passable in all seasons

	Project/Sub Programme Name	Location	Targets In ADP 2018/19	Actual (Contracted Firm)	Budgeted /Estimated Cost	Actual Expenditure (Amount paid as at 17th JULY.		Status(% of completion and achieved output	Remarks/ recommendation
1.	Construction of Katanin footbridge	mosop	construction of a footbridge	Megamal	4,100,000.00	4,100,000.00		100% complete	target achieved improved accessibility
2.	Construction of kimwani mox culvert	tinderet	construction of a box culvert	Dunkosh Enterprises	4,400,000.00	3,995,350.00		100% complete	target achieved improved accessibility
3.	Construction of cheplenguich box culvert	chesumei	construction of a box culvert		3,213,942.00			100% complete	target achieved improved accessibility
4.	Construction of magoi Footbridge	chemelil/chemase	construction of a footbridge	Lakewood	4,000,000	3,966,750		100% complete	target achieved improved accessibility
5.	Construction of Eisero Footbridge	mosop	construction of a footbridge	Nobi Enterprises	4,200,000.00	3,995,350.00		100% complete	target achieved improved accessibility

	Project/Sub Programme Name	Location	Targets In ADP 2018/19	Actual (Contracted Firm)	Budgeted /Estimated Cost	Actual Expenditure(Amount paid as at 17th JULY.	contract duration (expected start and end date)expected completion date	Status(% of completion and achieved output	Remarks/ recommendation
1.	swag-Kapkwang-chemalal-chemase	CHEMELIL-CHEMASE	5KM of dozzing,grading, gravelling,&culvert installations	Malabun Enterprises Ltd	4,456,198	-	29th March, 2019	complete	The target was achieved and surpassed because a part of the road was self-gravel increasing the area covered by the quantities provided
2.	Ngariet-Kongi-Cheptilil	KAPSIMOTWO	5KM of dozzing,grading, gravelling,&culvert installations	Premier General Holdings	4,688,940	-	29th March, 2019	complete	target achieved and the road passable in all seasons
3.	Songor-Soba(R59)	SONGHOR-SOBA	5KM of dozzing,grading, gravelling,&culvert installations	Hsm Holdings Ltd	4,642,950	-	29th March, 2019	complete	The target was achieved and surpassed because a part of the road was self-gravel increasing the area covered by the quantities provided
4.	Chemamul-Chebangang-Muraran-Tachasis	TINDIRET	5KM of dozzing,grading, gravelling,&culvert	Megastar Technologies Limited	4,706,100	-	29th March, 2019	complete	target achieved and the road passable in all seasons

			installations						
5.	Labuiywo-Cherobon-Lengon road	KAPCHORWA	5KM of dozzing,grading, gravelling,&culvert installations	Emoss Global Company Ltd	4,779,400	-	29th March, 2019	ongoing	Works were ongoing but were behind schedule
6.	Kabuti-Ng'ame-Sile road	CHEPKUNYUK	5KM of dozzing,grading, gravelling,&culvert installations	North Rift Success Transporters	4,712,400	3,917,273.00	29th March, 2019	complete	target achieved and the road passable in all seasons
7.	Chebarus-Kimolonik-Chelabal road	NANDI HILLS	2.9 KM of dozzing,grading, gravelling,&culvert installations	Skids 2010 Ventures Ltd	2,568,650	-	29th March, 2019	complete	target achieved and the road passable in all seasons
8.	Kamagei-Kapkoros-Mokong river road	NANDI HILLS	1.4 KM of dozzing,grading, gravelling,&culvert installations	Thermocrust Limited	2,166,700	-	29th March, 2019	complete	target achieved and the road passable in all seasons
9.	Keben dispensary-Chemasai road	OLLESSOS	4.5KM of dozzing,grading, gravelling,&culvert installations	Femji Enterprises Ltd	4,688,000	-	29th March, 2019	complete	The target was not achieved due variation in quantities to accommodate culvert installation

10.	Ng'aniat-Taleitany-Katanin-Arwos road	KILIBWONI	5KM of dozzing,grading, gravelling,&culvert installations	Garnet Development Ltd	4,684,100	-	29th March, 2019	complete	Works were ongoing but were behind schedule
11.	Showground-Iruru road	KAPSABET	3.3KM of dozzing,grading, gravelling,&culvert installations	Twenty Four Hours Logistics Ltd	2,555,200	-	29th March, 2019	complete	Works were ongoing but were behind schedule
12.	Kapkilel-Kabikwen road	KAPSABET	2.5KM of dozzing,grading, gravelling,&culvert installations	Tililbei Holdings Limited	2,208,950	-	29th March, 2019	complete	Works were ongoing but were behind schedule
13.	Posta-Kaptis road	KAPKANGANI	5KM of dozzing,grading, gravelling,&culvert installations	Steki Construction And Supplies Ltd	4,656,400	-	29th March, 2019	complete	The target was not achieved due variation in quantities to accommodate culvert installation dozing works
14.	Sanjiro-Kabwareng road	SANJIRO	5KM of dozzing,grading, gravelling,&culvert installations	Stelnet Solutions Ltd	4,668,100	-	29th March, 2019	complete	The target was not achieved due variation in quantities to accommodate culvert installation dozing works
15.	Musasa-Sokomjinga-Border	KABWARENG	5KM of dozzing,grading, gravelling,&culvert installations	Winmax Global Company Limited	4,726,200	-	29th March, 2019	complete	Works were ongoing but were behind schedule

16.	Kapkures-Matara-Chepchori	TEKIK	5KM of dozzing,grading, gravelling,&culvert installations	Vela Limited	4,757,000	-	29th March, 2019	ongoing	Works were ongoing but were behind schedule
17.	Coner c-Kitaor	KEMELOI-MARABA	5KM of dozzing,grading, gravelling,&culvert installations	Acai Holdings Limited	4,683,900	-	29th March, 2019	complete	target achieved and the road passable in all seasons
18.	Orobo-Chesitekwa-Chepturer	KOBUJOI	5KM of dozzing,grading, gravelling,&culvert installations	Narilink Enterprises Ltd	4,688,700	-	29th March, 2019	complete	Works were ongoing but were behind schedule
19.	Sarma-kipkuti-chemamul	KOYO-NDURIO	5KM of dozzing,grading, gravelling,&culvert installations	Dalko Enterprises Limited	4,660,400	3,711,156.80	29th March, 2019	complete	The target was not achieved due variation in quantities to accommodate culvert installation dozing works
20.	Kaptumo-kipletito-cheptuiya	KAPTUMO-KABOI	4.3KM of dozzing,grading, gravelling,&culvert installations	Vinick Holdings Ltd	4,622,400	-	29th March, 2019	complete	target achieved and the road passable in all seasons
21.	Mungara-Kaplamai	KABISAGA	5KM of dozzing,grading, gravelling,&culvert installations	Centuro Construction (K)	4,660,200	-	29th March, 2019	complete	target achieved and the road passable in all seasons

22.	Lemook-Kabruce_Kapsikiryo-Kamaotong	NDALAT	5KM of dozzing,grading, gravelling ,&culvert installations	Tool Company Ltd	4,671,200	-	29th March, 2019	complete	The target was not achieved due variation in quantities to accommodate culvert installation dozing works
23.	Kaiboi-Kipkombot central-Kapkili	KABIYET	5KM of dozzing,grading, gravelling ,&culvert installations	Kensim Construction Company Ltd	4,723,300	-	29th March, 2019	complete	target achieved and the road passable in all seasons
24.	Spark-Cheplelachbei-Preparatory	SANGALO-KEBULONIK	5KM of dozzing,grading, gravelling ,&culvert installations	Masar Contractors Ltd	4,679,800	-	29th March, 2019	complete	The target was not achieved due variation in quantities to accommodate other works
25.	Kurugung-Kaptich-Tolilet	KURGUNG	5KM of dozzing,grading, gravelling ,&culvert installations	Milestar Enterprises Limited	4,850,000	-	29th March, 2019	complete	Works were ongoing but were behind schedule
26.	Kimong-Kangarwo-Kipyeshi	KIPKAREN	5KM of dozzing,grading, gravelling ,&culvert installations	Sistam General Supplies & Contractors	4,719,800	-	29th March, 2019	complete	target achieved and the road passable in all seasons

27.	Kapkolmur-Tongos-Or	CHEPTERWAI	5KM of dozzing,grading, gravelling,&culvert installations	Semc Ltd.	4,682,400	-	29th March, 2019	complete	Works were ongoing but were behind schedule
28.	Cheplengu bridge-Surungai	CHEMUNDU	3.1KM of dozzing,grading, gravelling,&culvert installations	Tallons Africa Ltd	2,630,900	-	29th March, 2019	ongoing	target achieved and the road passable in all seasons
29.	Cheplengu bridge-Kamaurguiywo	CHEMUNDU	3.5 KM of dozzing,grading, gravelling,&culvert installations	Kenvic Company Ltd	2,368,700	-	29th March, 2019	complete	target achieved and the road passable in all seasons
30.	Tarmac-Kokwet-Cheketei-Catholic church	KOSIRAI	5KM of dozzing,grading, gravelling,&culvert installations	Delsfree Company Limited	4,658,000	3,711,156.80	29th March, 2019	complete	Works were ongoing but were behind schedule
31.	Kapkangani-Siksik-yala	KIPTUIYA	5KM of dozzing,grading, gravelling,&culvert installations	Juliket Auto Service Ltd	4,703,200	3,733,526.00	29th March, 2019	complete	target achieved and the road passable in all seasons
32.	Saniak Sec-Kaplesan-Cheirot	KAPTEL-KAMOIYWO	5KM of dozzing,grading, gravelling,&culvert installations	Bayern General Supplies Ltd	4,710,200	3,838,874.30	29th March, 2019	complete	Works were ongoing but were behind schedule

55.	Kipkongorwa-kiboswa Dip-Mulango	LLEMOKWO-NGECHEK	5KM of dozzing,grading, gravelling,&culvert installations	Pearlmore Ltd	4,755,000		29th March, 2019	complete	target achieved and the road passable in all seasons
	Project/Sub Programme Name	**Location**	**Targets In ADP 2018/19**	**Actual (Contracted Firm)**	**Budgeted /Estimated Cost**	**Actual Expenditure (Amount paid as at 17th JULY.**	**contract duration (expected start and end date)expected completion date**	**Status(% of completion and achieved output**	**Remarks/ recommendation**
1.	Proposed Construction of Kapruret Box Culvert	TINDIRET	Construction of a box culvert		4,360,000.00		29th March, 2019	70% COMPLETE	Works are behind schedule
2.	Proposed Construction of Kipsiwo Box Culvert	TINDIRET	Construction of a box culvert		4,100,000.00		29th March, 2019	10% COMPLETE	Works are behind schedule
3.	Proposed Construction of Chepturer Box Culvert	ALDAI	Construction of a box culvert		4,270,000.00		29th March, 2019	95% COMPLETE	Works are behind schedule
4.	Proposed Construction of Amai Box Culvert	CHESUMEI	Construction of a box culvert		4,200,000.00		29th March, 2019	Yet to start	Works are behind schedule
5.	Construction of Chepkumia Box Culvert	EMGWEN	Construction of a box culvert		2,100,000.00		29th March, 2019	50% COMPLETE	Works are behind schedule

6.	Proposed Construction of Kunurter Box Culvert	CHES UMEI	Constructi on of a box culvert		2,545,460 .00		29th March, 2019	100% Complete	target achieved improved accessibility
7.	Proposed Construction of Kiptuiya Box Culvert	CHES UMEI	Constructi on of a box culvert		1,600,000 .00		29th March, 2019	Yet to start	Works are behind schedule
8.	Proposed Construction of Ainapsetan Box Culvert	MOS OP	Constructi on of a box culvert		1,750,000 .00		29th March, 2019	100% Complete	Needs additional 2 box culverts as water passes over the existing culvert
9.	Proposed construction of Chemwanabei Deck slab	NAN DI HILL S			2,200,000 .00		29th March, 2019	100% Complete	target achieved improved accessibility
10.	Proposed Construction of Emergency Pipe culverts **(Panama Twin 900mm Culvert)**	MOS OP	Twin 900mm Culvert installed		800,000.0 0		29th March, 2019	100% Complete	target achieved improved accessibility
11.	Proposed Construction of Emergency Pipe culverts **(Cheptuiyet Twin 900mm Culvert)**	MOS OP	Twin 900mm Culvert installed		700,000.0 0		29th March, 2019	100% Complete	target achieved improved accessibility
12.	Proposed Construction of Emergency Pipe culverts **(Tironin Two Lines 600mm Culvert)**	CHES UMEI	Twin 600mm Culvert installed		200,000.0 0		29th March, 2019	100% Complete	target achieved improved accessibility
13.	Proposed Construction of Emergency Pipe culverts **(Chepketei Tripple line 900mm Culvert)**	CHES UMEI	Triple line 900mm Culvert installed		800,000.0 0		29th March, 2019	100% Complete	target achieved improved accessibility

14.	Proposed Construction of Emergency Pipe culverts **(Kiropket Tripple line 900mm Culvert)**	EMG WEN	Triple line 900mm Culvert installed		850,000.0 0		29th March, 2019	100% Complete	target achieved improved accessibility
15.	Proposed Construction of Emergency Pipe culverts **(Kamobo Twin 900mm Culvert)**	EMG WEN	Twin 900mm Culvert installed		850,000.0 0		29th March, 2019	100% Complete	target achieved improved accessibility
16.	Proposed Construction of Emergency Pipe culverts (**Sang'alo Twin 900mm Culvert)**	MOS OP	Twin 900mm Culvert installed		850,000.0 0		29th March, 2019	100% Complete	target achieved improved accessibility
17.	Proposed Construction of Emergency Pipe culverts (**KabutieTwin 900mm Culvert)**	CHES UMEI	Twin 900mm Culvert installed		900,000.0 0		29th March, 2019	100% Complete	target achieved improved accessibility
18.	Proposed Construction of Emergency Pipe culverts (**Kabisaga Triple line 900mm Culvert)**	MOS OP	Triple line 900mm Culvert installed		820,000.0 0		29th March, 2019	100% Complete	target achieved improved accessibility
19.	Proposed Construction of Emergency Pipe culverts (**Chepterwai Triple line 900mm Culvert)**	MOS OP	Triple line 900mm Culvert installed		900,000.0 0		29th March, 2019	100% Complete	target achieved improved accessibility
20.	Proposed Construction of Emergency Pipe culverts (**Musasa Twin 600mm Culvert)**	ALD AI	Twin 900mm Culvert installed		500,000.0 0		29th March, 2019	100% Complete	target achieved improved accessibility

21.	Proposed Construction of Emergency Pipe culverts (**Kapsaos Twin 600mm Culvert)**	ALD AI	Twin 600mm Culvert installed		800,000.00		29th March, 2019	Yet to start	Works are behind schedule
22.	Proposed Construction of Emergency Pipe culverts (**Kesengei Twin 900mm Culvert)**	ALD AI	Twin 900mm Culvert installed		650,000.00		29th March, 2019	Yet to start	Works are behind schedule
23.	Proposed Construction of Emergency Pipe culverts (**Kesegon Twin 900mm Culvert)**	ALD AI	Twin 900mm Culvert installed		500,000.00		29th March, 2019	100% Complete	target achieved improved accessibility
24.	Proposed Construction of Emergency Pipe culverts **(ST.Mary's - Transport Roads'Office)**	EMG WEN	3line 600mm Culvert installed		750,000.00		29th March, 2019	100% Complete	target achieved improved accessibility
25.	Proposed Construction of Emergency Pipe culverts (**Showground kamoboTwin 900mm Culvert)**	EMG WEN	Twin 900mm Culvert installed		800,000.00		29th March, 2019	100% Complete	target achieved improved accessibility
26.	Proposed Construction of Emergency Pipe culverts (**Mbogo Valley Twin 900mm Culvert)**	TIND ERET	Twin 900mm Culvert installed		750,000.00		29th March, 2019	100% Complete	target achieved improved accessibility
27.	Proposed Construction of Emergency Pipe culverts (**Metetei**	TIND ERET	Twin 900mm Culvert installed		850,000.00		29th March, 2019	Yet to start	Works are behind schedule

	Twin 900mm Culvert)								
28.	Proposed Construction of Emergency Pipe culverts (**Kapkitany Twin 900mm Culvert)**	TINDERET	Twin 900mm Culvert installed		850,000.00		29th March, 2019	90% Complete	target achieved improved accessibility
29.	Proposed Construction of Emergency Pipe culverts **(Mombor-Chepsonoi 3Lines 900mm Culvert)**	EMGWEN	Triple line 900mm Culvert installed		800,000.00		29th March, 2019	100% Complete	target achieved improved accessibility
30.	Proposed Construction of Emergency Pipe culverts **(Chesogor-LutietTwin 900mm Culvert)**	EMGWEN	Twin 900mm Culvert installed		780,000.00		29th March, 2019	100% Complete	target achieved improved accessibility
31.	Proposed Construction of Emergency Pipe culverts (**Kibung'u,Twin 900mm Culvert)**	EMGWEN	Twin 900mm Culvert installed		850,000.00		29th March, 2019	100% Complete	target achieved improved accessibility
32.	Proposed Construction of Emergency Pipe culverts (**Kosirai Twin 900mm Culvert)**	CHESUMEI	Twin 900mm Culvert installed		850,000.00		29th March, 2019	100% Complete	target achieved improved accessibility

Annex 3: Agriculture and Cooperative Development

AGRICULTURE AND COOPERATIVE DEVELOPMENT 2017/2018 Projects										
S N	**Project Name**	**Location**	**Descriptio n In BQ**	300,000.0 0	**Contracted Firm**	**Contracte d Sum**	**Amount Paid**	**Contrac t End Period**	**Status**	**Remarks**
1.	Renovation of taptengeleI cattle dip	Tindiret	Renovation of the cattle dip	300,000.0 0	Setey Ltd P.O Box 28119, Nairobi	333,084.00	Renovatio n of the cattle dip	14th feb 2018	Complete and Operationa l	Complete and Operationa l serving its objectives
2.	Renovation of meteitei cattle dip	Tindiret	Renovation of the cattle dip	300,000.0 0	Relekjaj Enterprises P.O Box 179 Soghor	344,728.00		14th feb 2018	Complete and Operationa l	Complete and Operationa l serving its objectives
3.	Renovation of Maraba cattle dip	Songhor/soba	Renovation of the cattle dip	300,000.0 0	Tach Asis Investment P.O Box 24, Songhor	308,160.00	-	14th feb 2018	Complete and Operationa l	Complete and Operationa l serving its objectives
4.	Renovation of Kamasai cattle dip	Songhor/Soba	Renovation of the cattle dip	300,000.0 0	Sokosik Bi-Rop P.O Box 7432, Eldoret	359,900.00		14th feb 2018	Complete and Operationa l	Complete and Operationa l serving its objectives
5.	Renovation of kapsigilai cattle dip	Chemelil/Chemas e	Renovation of the cattle dip	300,000.0 0	Shadom Eng Ltd P.O Box 6, Kapcheno	364,191.00		14th feb 2018	Complete and Operationa l	Complete and Operationa l serving its objectives
6.	Renovation of cheptilil cattle dip	kapsimotwo	Renovation of the cattle dip	300,000.0 0	Mane Agencies P.O Box 565, Kapenguria	362,247.00		14th feb 2018	Complete and Operationa l	Complete and Operationa l serving its objectives

7.	Renovation of Kiptega cattle dip	Kapsimotwo	Renovation of the cattle dip	300,000.00	Natiki Company Ltd P.O Box 127, Nandi Hills	324,765.00		14th feb 2018	Complete and Operational	Complete and Operational serving its objectives
8.	Renovation of kipsamoo cattle dip	Nandi Hills	Renovation of the cattle dip	300,000.00	Tarmax Ltd P.O Box 417, Eldoret	345,914.50		14th feb 2018	Complete and Operational	Complete and Operational serving its objectives
9.	Renovation of Tuiyobei cattle dip	Nandi hills	Renovation of the cattle dip	300,000.00	Wilsal And Atlas Intl Co Ltd P.O Box 55-30300 Kapsabet	362,030.00		14th feb 2018	Complete and Operational	Complete and Operational serving its objectives
10.	Renovation of Kaptuma cattle dip	Chepkunyuk	Renovation of the cattle dip	300,000.00	Harmann Auto Ltd P.O Box 19 Kapcheno	384,446.62		14th feb 2018	Complete and Operational	Complete and Operational serving its objectives
11.	Renovation of siwo cattle dip	Chepkunyuk	Renovation of the cattle dip	300,000.00	Primetech Construction And Suppllies Ltd Po.O Box 50298 Nairobi	318,334.00		14th feb 2018	Complete and Operational	Complete and Operational serving its objectives
12.	Renovation of cheptuing'eny cattle dip	lessos	Renovation of the cattle dip	300,000.00	Alketi Company Ltd P.O Box 89, Kapcheno	290,307.40		14th feb 2018	Complete and Operational	Complete and Operational serving its objectives
13.	Renovation of Keben cattle dip	lessos	Renovation of the cattle dip	300,000.00	Liason Logistic Ltd P.O Box 6935 Eldoret.	278,163.00	-	14th feb 2018	Complete and Operational	Complete and Operational serving

										its objectives
14.	Renovation at lakwet cattle dip	kapchorwa	Renovation of the cattle dip	300,000.00	JEDEN ENTERPRISES P.O BOX 00200, NAIROBI	364,900.00	-	14th feb 2018	Complete and Operational	Complete and Operational serving its objectives
15.	Renovation of kipsotoi cattle dip	Kilibwoni	Renovation of the cattle dip	300,000.00	Rusa Investment Kenya Ltd Po Box 644, Kapsabet	250,235.20		14th feb 2018	Complete and Operational	Complete and Operational serving its objectives
16.	Renovation of kilibwoni cattle dip	kilibwoni	Renovation of the cattle dip	300,000.00	Nyebu Holding Ltd P.O Box 365, Lessos	347,767.00	347,767.00	14th feb 2018	Complete and Operational	Complete and Operational serving its objectives
17.	Renovation of Iruru cattle dip	kapsabet	Renovation of the cattle dip	300,000.00	Talai Logistics Company Ltd P.O Box 912, Kapsabet	269,156.83	2,997,650.00	14th feb 2018	Complete and Operational	Complete and Operational serving its objectives
18.	Renovation of Kapnes cattle dip	kapsabet	Renovation of the cattle dip	300,000.00	Melco Engineering Ltd P.O Box 688, Kapsabet	294,758.00	-	14th feb 2018	Complete and Operational	Complete and Operational serving its objectives
19.	Renovation of Tindinyo cattle dip	kapkangani	Renovation of the cattle dip	300,000.00	Techsons Enterprises P.O Box 112 Kapsabet.	281,201.98	-	14th feb 2018	Complete and Operational	Complete and Operational serving its objectives
20.	Renovation of Kipsugur cattle dip	Kapkangani	Renovation of the cattle dip	300,000.00	Brivo Investment Ltd P.O Box 707	300,235.00	-	14th feb 2018	Complete and Operational	Complete and Operational serving

					Kapsabet.					its objectives
21.	Renovation of kabasgei cattle dip	chepkumia	Renovation of the cattle dip	300,000.00	Hilsan Investment Ltd P.O Box 644 Kapsabet.	349,843.00		14th feb 2018	Complete and Operational	Complete and Operational serving its objectives
22.	Renovation of kimnyoasis cattle dip	Chepkumia	Renovation of the cattle dip	300,000.00	Angeles Investment Ltd P.O Box 128 Kapsabet	270,427.20		14th feb 2018	Complete and Operational	Complete and Operational serving its objectives
23.	Renovation of Kipchunu cattle dip	Lelmokwo	Renovation of the cattle dip	300,000.00	Rucar Enterprises Ltd P.O Box 546-30300 Kapsabet	348,247.66		14th feb 2018	Complete and Operational	Complete and Operational serving its objectives
24.	Renovation of Itigo cattle dip	lelmokwo	Renovation of the cattle dip	300,000.00	Maje Contractors Limited P.O. Box 341-30300 Kapsabet	321,019.27		14th feb 2018	Complete and Operational	Complete and Operational serving its objectives
25.	Renovation of Kapkibimbir cattle dip	Kosirai	Renovation of the cattle dip	300,000.00	Kenoru Invest Ltd P.O Box 935 Eldoret	288,054.10	-	14th feb 2018	Complete and Operational	Complete and Operational serving its objectives
26.	Renovation of Kaptildil cattle dip	Kosirai	Renovation of the cattle dip	300,000.00	Emana Invest Ltd P.O Box 8870 Eldoret	270,244.00		14th feb 2018	Complete and Operational	Complete and Operational serving its objectives

27.	Renovation of Mwein cattle dip	Kiptuiya	Renovation of the cattle dip	300,000.00	Kenfro Logistics 10831 – 30100 Eldoret	244,876		14th feb 2018	Complete and Operational	Complete and Operational serving its objectives
28.	Renovation of Tuloi cattle dip	Kiptuiya	Renovation of the cattle dip	300,000.00	Intralink Technologies Box 10831 – 30100 Eldoret	211,113.04		14th feb 2018	Complete and Operational	Complete and Operational serving its objectives
29.	Renovation of kipkeykey cattle dip	Chemundu	Renovation of the cattle dip	300,000.00	Brissal Invest Ltd P.O Box 519-30300 Kapsabet	262,969.39		14th feb 2018	Complete and Operational	Complete and Operational serving its objectives
30.	Renovation of Kapkobis cattle dip	Chemundu	Renovation of the cattle dip	300,000.00	Inovate Enterprises Limited P.O. Box 1166-30300	308,455.60		14th feb 2018	Complete and Operational	Complete and Operational serving its objectives
31.	Renovation of kisabei cattle dip	Kaptel/kamoiywo	Renovation of the cattle dip	300,000.00	Rumerch Invest Ltd P.O Box 242 Nandi-Hills			14th feb 2018	Complete and Operational	Complete and Operational serving its objectives
32.	Renovation of Chemeiyan cattle dip	Kaptel/Kamoiywo	Renovation of the cattle dip	300,000.00	Kenwill Construction Company Limited P.O Box 55-30303 Kapsabet			14th feb 2018	Complete and Operational	Complete and Operational serving its objectives
33.	Renovation of Kamulat cattle dip	Ndalat	Renovation of the cattle dip	300,000.00	Kimlel Company Ltd P.O Box 33 Kapsabet	309,930.00		14th feb 2018	Complete and Operational	Complete and Operational serving

										its objectives
34.	Renovation of Chebarus cattle dip	Ndalat	Renovation of the cattle dip	300,000.00	Toyoi Enterprises Ltd P.O Box 89 Kapsabet	290,124.70	290,124.70	14th feb 2018	Complete and Operational	Complete and Operational serving its objectives
35.	Renovation of sigot kapno cattle dip	Ndalat	Renovation of the cattle dip	300,000.00	Brimel Contractors Ltd P.O Box 290 Eldoret	259,522.45	259,522.45	14th feb 2018	Complete and Operational	Complete and Operational serving its objectives
36.	Renovation of chepkatet cattle dip	kabisaga	Renovation of the cattle dip	300,000.00	Kenchel Comp Ltd P.O Box 912 Kapsabet	285,331.00	285,331.	14th feb 2018	Complete and Operational	Complete and Operational serving its objectives
37.	Renovation of Kiptangus cattle dip	Kurgung	Renovation of the cattle dip	300,000.00	Wilsal And Atlas International Co. P.O Box 55 Kapsabet	322,689.15	322,689.15	14th feb 2018	Complete and Operational	Complete and Operational serving its objectives
38.	Renovation of kapter cattle dip	kurgung	Renovation of the cattle dip	300,000.00	Sikiko Ent Ltd P.O Box 1064 Kapsabet	278,888.65	278,888.65	14th feb 2018	Complete and Operational	Complete and Operational serving its objectives
39.	Renovation of Ainamoi cattle dip	chepterwai	Renovation of the cattle dip	300,000.00	Bejesy Enterprises Ltd P.O Box 1064 Kapsabet	244,742.02	244,742.02	14th feb 2018	Complete and Operational	Complete and Operational serving its objectives
40.	Renovation of	chepterwai	Renovation of the cattle dip	300,000.00	Klaigo Invest Ltd P.O Box 1064	314,487.00	314,487.00	14th feb 2018	Complete and	Complete and Operationa

	kapkenyolol cattle dip				Kapsabet				Operational	l serving its objectives
41.	Renovation of kiptek cattle dip	kabiyet	Renovation of the cattle dip	300,000.00	Lirosi Company Ltd P.O Box 7432 Eldoret	395,900.00	395,900.00	14th feb 2018	Complete and Operational	Complete and Operational serving its objectives
42.	Renovation of kibetbetiet cattle dip	Kabiyet	Renovation of the cattle dip	300,000.00	Kurio Construction Company Limited P.O. Box 66-30307 Mosoriot	365,611.12	365,611.12	14th feb 2018	Complete and Operational	Complete and Operational serving its objectives
43.	Renovation of Kamwega cattle dip	Sangalo/Kebulonic	Renovation of the cattle dip	300,000.00	Rioba Enter Ltd P.O Box 211 Kapsabet	364,092.24	364,092.24	14th feb 2018	Complete and Operational	Complete and Operational serving its objectives
44.	Renovation of chepyewet cattle dip	Sangalo/kebulonik	Renovation of the cattle dip	300,000.00	Excellent Africa Co P.O Box 31 Kapsabet	267,240.80	267,240.80	14th feb 2018	Complete and Operational	Complete and Operational serving its objectives
45.	Renovation of Chepkemel cattle dip	Kipkaren	Renovation of the cattle dip	300,000.00	Chebolol Holdings Ltd P.O Box 9005 Eldoret.	272,137.00	272,137.00	14th feb 2018	Complete and Operational	Complete and Operational serving its objectives
46.	Renovation of laboret cattle dip	Kipkaren	Renovation of the cattle dip	300,000.00	Bemja Holdings Ltd P.O Box 503 Kapsabet	352,947.00	352,947.00	14th feb 2018	Complete and Operational	Complete and Operational serving its objectives

47.	Renovation of Keburo cattle dip	Koyo/Ndurio	Renovation of the cattle dip	300,000.00	M/S Lenar Co Ltd P.O Box 24 Kapsabet	240,117.50	240,117.50	14th feb 2018	Complete and Operational	Complete and Operational serving its objectives
48.	Renovation of Kimaran cattle dip	Koyo/Ndurio	Renovation of the cattle dip	300,000.00	Sankori Invest Ltd P.O Box 274 Kapsabet	310,000.00	310,000.00	14th feb 2018	Complete and Operational	Complete and Operational serving its objectives
49.	Renovation of Kesogon cattle dip	Kobujoi	Renovation of the cattle dip	300,000.00	Asinet Holdings P.O Box 68 Eldoret	255,350.00	255,350.00	14th feb 2018	Complete and Operational	Complete and Operational serving its objectives
50.	Renovation of chepturer cattle dip	kobujoi	Renovation of the cattle dip	300,000.00	M/S Juliema Contracors Ltd	240,381.00	-240,381.00	14th feb 2018	Complete and Operational	Complete and Operational serving its objectives
51.	Renovations of Ratinwo cattle dip	Kaptumo/ kaboi	Renovation of the cattle dip	300,000.00	M/S Sakenya Ltd P.O Box 97 Kapsabet	280,855.00	280,855.00	14th feb 2018	Complete and Operational	Complete and Operational serving its objectives
52.	Renovation of Kapkiruk cattle dip	Kaptumo/kaboi	Renovation of the cattle dip	300,000.00	M/S Elisu Invest Co P.O Box 364 Kapsabet	289,367.00	289,367.00	14th feb 2018	Complete and Operational	Complete and Operational serving its objectives
53.	Renovation of Kabobo cattle dip	Kemeloi/ maraba	Renovation of the cattle dip	300,000.00	M/S Elisu Invest Co P.O Box 364 Kapsabet	248,737.06	248,737.06	14th feb 2018	Complete and Operational	Complete and Operational serving its objectives

54.	Renovation of Chebirir cattle dip	Kemeloi/ Maraba	Renovation of the cattle dip	300,000.00	Jaletion Enter Ltd P.O Box 97 Kapsabet	292,816.48	292,816.48	14th feb 2018	Complete and Operational	Complete and Operational serving its objectives
55.	Renovation of Nderio cattle dip	Terik	Renovation of the cattle dip	300,000.00	Evic Agencies Ltd P.O Box 9 Kobujoi	398,002.96	398,002.96	14th feb 2018	Complete and Operational	Complete and Operational serving its objectives
56.	Renovation of Nyinyira cattle dip	Terik	Renovation of the cattle dip	300,000.00	Nandi Rock Agencies Ltd P.O Box 30 Kobujoi	229,042.00	229,042.00	14th feb 2018	Complete and Operational	Complete and Operational serving its objectives
57.	Renovation of gorgor cattle dip	Kabwareng	Renovation of the cattle dip	300,000.00	Jimnet Technology Ltd P.O Box 85 Kapcheno	288,590.00	288,590.00	14th feb 2018	Complete and Operational	Complete and not operational
58.	Renovation of Kenyor cattle dip	Kabwareng	Renovation of the cattle dip	300,000.00	Bavkem Enter Ltd P.O Box 51 Lessos.	303,478.80	303,478.80	14th feb 2018	Complete and Operational	Complete and Operational serving its objectives

Agriculture and cooperative development 2018/2019 Projects

SN	Project Name	Location	Description In BQs	Budgeted Amount	Contracted Firm	Contracted Sum	Amount Paid	Contract End Period	Status	Remarks
1.	Construction of new cattle dip at Soiyet	Tindiret	Substructure -Dipping tank -Climbing stairs -Roofing -Splash ceiling	600,000.00	Kiptabgei Company Ltd P.O Box 163 Songhor	553,100	553,100	17th OCT	90% Finishes remaining	-Paint timber rails with oil paste -Drainage to be redone

2.	Renovation of Kibukwo cattle dip	Songhor/Soba	Renovation works	300,000.00	Relekjaj Enterprise Co. Ltd P.O Box 126 Kapsabet	411,499.52	411,499.52	17th OCT	Complete and operational	Complete and operational
3.	Renovation of Kamelilo cattle dip	Songhor/Soba	Site clearance -collection yard -entrance race -drying race -vaccination yard -climbing steps repair -splash goods -soak pit -roofing -flow back channel	300,000.00	Dijmate Company Ltd P.O Box 70 Songhor	319,965	319,965	17th OCT	complete	Complete and operational
4.	Construction of new cattle dip at Chemalal	Chemelil/chemase	Substructure -Dipping tank -Climbing stairs -Roofing -Splash ceiling	600,000.00	Shadom Engineering Ltd	530,210	0	17th OCT	Ongoing (30%)	Phase 1 ongoing after retendering Phase 11 be considered next financial year
5.	Renovation of temso cattle dip	kapsimotwo	Renovation of the cattle dip	300,000.00	Super Natiki Co Ltd P.O Box 127 Nandi Hills	330,272.80	0	17th OCT	.complete	Complete and operational
6.	Renovation of chepsangor cattle dip	kapsimotwo	Renovation works	300,000.00	Jimnet Technology Solutions Ltd P.O Box 85-30305 Kapcheno	287,237	287,237.00	17th OCT	complete	Complete and operational
7.	Renovation of Kimasas cattle dip	Nandi Hills	Renovation works finishes	300,000.00	Sainphilo Limited P.O Box 3 Songhor	299,776	299,776	17th OCT	complete	Complete and operational
8.	Renovation of Kaptien cattle dip	Nandi hills	Renovation works finishes	300,000.00	Juliema Co.Ltd P.O Box 178 Kapcheno	296,820	296,820	17th OCT	complete	Complete and operational Water tank cracked
9.	Renovation of cheptabach cattle dip	chepkunyuk	Renovation works finishes	300,000.00	Lonnex Link Logistics Ltd P. O Box 546 Kapsabet	318,478	0	17th OCT	complete	Complete and not operational Lack acaracides

10.	Renovation of kipkoror cattle dip	chepkuriyuk	Renovation works finishes	300,000.00	Velanin Holdings Ltd P.O Box 1236-30100 Eldoret	294,820	0	17th OCT	complete	Complete and operational
11.	Construction of cattle dip at Cheboror	Ollesos	Renovation works finishes	300,000.00	Jichesa Investment Limited P. O Box 568 Kapsabet	499,130	499,130	17th OCT	complete	Complete and not operational
12.	Construction of new kapkoros cattle dip	kapchorwa	Substructure -Dipping tank -Climbing stairs -Roofing -Splash ceiling	600,000.00	Angeles Investment Limited P.O Box 128 Kapsabet	564,605	0	17th OCT	complete	Complete awaiting commissioning
13.	Renovation of cheribisi cattle dip	kilibwoni	Renovation works finishes	300,000.00	Hilsan Investment Ltd P.O Box 644 Kapsabet.	303,325	303,325	17th OCT	complete	Complete and operational
14.	Renovation of Lutiet cattle dip	Kilibwoni	Renovation works finishes	300,000.00	Lufarcon Ltd P.O Box 58 Kapsabet	313,610	313,610	17th OCT	complete	Complete and operational
15.	Renovation of mosobecho cattle dip	kapsabet	Renovation works finishes	300,000.00	Tecsons Enterprises Ltd P.O Box 112 Kapsabet	253,750	0	17th OCT	complete	Complete not operational There is need of acaracides for the project to meet its objective
16.	Renovation of Kapnenge catlle dip	kapsabet	Renovation works finishes	300,000.00	Klaigo Investments Ltd P.O Box 1064 Kapsabet	298,095	298,095	17th OCT	complete	Complete not operational There is need of acaracides for the project to meet its objective
17.	Construction of new cattle dip at Tebesonik	Kapkangani	Substructure -Dipping tank -Climbing stairs -Roofing -Splash ceiling	600,000.00	Melco Engineering Ltd P.O. Box 78-30300 Kapsabet	559,050	559,050	17th OCT	complete	Complete as per the BQ Phase 11 needed to operationalize
18.	Renovation of chepkumia cattle dip	chepkumia	Renovation works finishes	300,000.00	Lekeme Holdings Ltd P.O Box 620 Kapsabet	305,080	305,080	17th OCT	complete	Complete and operational

19.	Renovation of Koibem cattle dip	chepkumia	Renovation works finishes	300,000.00	Kimfel Company Ltd P.O Box 331 Kapsabet	269,000	269,000	17th OCT	complete	Complete and operational
20.	Renovation of mutwot cattle dip	lelmokwo	Renovation works finishes	300,000.00	Phope Solutions Company Ltd P.O Box 162 Eldoret	269,280	269,280	17th OCT	complete	Complete and operational
21.	Renovation of Kiboswa cattle dip	lelmokwo	Renovation works finishes	300,000.00	Laj Agencies Ltd P.O Box 568 Kapsabet	331,440	331,440	17th OCT	complete	Complete and operational
22.	Renovation of Tebeson cattle dip	Kosirai	Renovation works finishes	300,000.00	Inovate Enterprises P.O Box 1166 Kapsabet	281,900	281,900	17th OCT	complete	Complete and operational
23.	Renovations of taretmoi	Kosirai	Renovation works finishes	300,000	Shisacks Company Ltd P.O Box 123 Kapsabet	299,299	0	17th OCT	complete	Complete as per the BQ but there is leakage in the dip tank.
24.	Renovation of mwein cattle dip	Kiptuiya	Renovation works finishes	300,000	Valdam Holdings Ltd P.O.Box 400-30300 Eldoret	240,100	0	17th OCT	complete	Complete and not operational Dept to operationalize
25.	Renovation of chepeiya cattle dip	chemundu	Renovation works finishes	300,000	Evmy Investment Ltd P.O Box 407 Kapsabet	319,995	0	17th OCT	Complete	Complete and not operational Lack of acaracides
26.	Renovation of chemundu cattle dip	chemundu	Renovation works finishes	300,000	Nasuda Holdings Ltd P.O Box 475 Kapsabet	256,180	0	17th OCT	complete	Complete not operational Lack of water
27.	Renovation of Tuloi cattle dip	kiptuiya	Renovation works finishes	300,000	Joynat Holdings Ltd P.O Box 22-30304 Kapcheno	320,596	320,596	17th OCT	complete	Complete and not operational due to vandalism
28.	Renovation of Olmetunyi cattle dip	Kaptel/kamoiywo	Renovation works finishes	300,000	Sankori Investment Ltd P.O Box 274 Kapsabet	333,120	333,120	17th OCT	complete	Complete and not operational Lack of acaracides
29.	Renovation of kamungan cattle dip	Kaptel/kamoiywo	Renovation works finishes	300,000	Nukton Stationers & Printers P.O	287,040	287,040	17th OCT	complete	Complete and operational

					Box 65 Kapsabet					
30.	Renovation of kisabei cattle dip	Ndalat	Renovation works finishes	300,000	Balswood Company Ltd P.O Box 6-30304 Kapcheno	293,950	0	17th OCT	complete	Complete and operational
31.	Renovation of nyigoon cattle dip	Ndalat	Renovation works finishes	300,000	M/S Kapkochil Contractors Ltd	321,260	321,260	17th OCT	90% ongoing	Ongoing No Soak pit Due to land issue
32.	Renovation of kimolwet cattle dip	kabisaga	Renovation works finishes	300,000	M/S Bekech Enterprises Ltd P.O Box 644 Kapsabet	312,260	312,260	17th OCT	complete	Complete and operational
33.	Renovation of chepngochoi cattle dip	kabisaga	Renovation works finishes	300,000	M/S Esperanza Holdings Co.Ltd	285,000	0	17th OCT	complete	Complete and operational
34.	Renovation of chepngiich cattle dip	kurgung	Renovation works finishes	300,000	M/S Taptoo Groups Ltd P.O.Box 101 Kabiyet	284,380	284,380	17th OCT	complete	Complete and operational
35.	Renovation of chepkieb cattle dip	kurgung	Renovation works finishes	300,000	M/S Samcos Company Ltd P.O.Box 1900 Eldoret	256,645	256,645	17th OCT	complete	Complete and operational
36.	Construction of new cattle dip at kapkoimur	chepterwai	Substructure -Dipping tank -Climbing stairs -Roofing -Splash ceiling	600,000	Wilsal And Atlas Intl P.O. Box 55-30300 Kapsabet	571,612	0	17th OCT	30% ongoing	Ongoing substructure works Dept. to follow up on the contractor
37.	Construction of new kapngetuny cattle dip	kabiyet	Substructure -Dipping tank -Climbing stairs -Roofing -Splash ceiling	600,000	M/S Toiyoi Enterprises Ltd P.O.Box 89 Kapcheno	579,246	0	17th OCT	60% Ongoing Substructure walling	Works ongoing Dept. to follow up on the contractor
38.	Renovations of kapkorio cattle dip	Sangalo/Kebulonik	Renovation works finishes	300,000	M/S Denmerkh Engineering Co. Ltd	366,542	366,542	17th OCT	complete	Complete and operational

					P.O.Box 242 Nandihills					
39.	Renovation of cheplelaibei cattle dip	Sangalo/kebulonik	Renovation works finishes	300,000	Bridenjoy Construction Ltd P.O Box 342 Gpo Nairobi	300,570	0	17th OCT	complete	Complete and operational
40.	Renovation of Kapnganio cattle dip	kipkaren	Renovation works finishes	300,000	Abfinest Holdings Ltd P.O.Box 2611 Eldoret	300,570	463,413	17th OCT	complete	Complete not operational Licking tank Diversion channel be redone Supply acaracides
41.	Renovation of kaptebee cattle dip	kipkaren	Renovation works finishes	300,000	M/S Tiez Africa Ltd	303,620	303,620	17th OCT	complete	Complete not operational Lack of acaracides Internal tank leaking
42.	Renovation of kipletito cattle dip	Koyo/nduriо	Renovation works Finishes	300,000	Shelsaan Holdings Ltd. P.O Box 19 Kapcheno	297,955	297,955	17th OCT	Complete	Complete and operational
43.	Renovation of kimolwo cattle dip	Koyo/nduriо	Renovation works Finishes	300,000.00	Kitarin Company P.O Box 62	265,035	265,035	17th OCT	complete	Complete and operational
44.	Renovation of kapkoi cattle dip	Kobujoi	Renovation works Finishes	300,000.00	Saro Holdings P.O Box 274 Kapsabet	267,140	267,140	17th OCT	complete	Complete and operational
45.	Renovation of kapchemachei cattle dip	kobujoi	Renovation works Finishes	300,000.00	Danjoy Holdings Ltd. P.O Box 6 Kapcheno.	308,750	0	17th OCT	complete	Complete and operational
46.	Renovation of cheptuiya cattle dip	kaptumo	Renovation works finishes	300,000.00	Talai Logistics Limited. P.O Box 912, Kapsabet	309,430	309,430	17th OCT	complete	Complete And operational
47.	Renovation of	kaptumo	Renovation works	300,000	Jefethom Enterprices	361,765	0	17th OCT	complete	Complete and operational

	Mosonbor cattle dip		Finishes		Limited P.O Box 97 30300 Kapsabet					Fencing needed
48.	Renovation of Ainapsoo cattle dip	Kemeloi/maraba	Renovation works Finishes	300,000.00	Jajes Genaral Supplies P.O Box 475 Kapsabet	373,415	0	17th OCT	complete	Complete and operational
49.	Renovation of Kiplelgut cattle dip	kemeloi	Renovation works Finishes	300,000.00	Lylana Investment Ltd P.O Box 89 Kapsabet	257,100	0	17th OCT	complete	Complete and not operational
50.	Renovation of Matara cattle dip	Terik	Renovation works Finishes	300,000.00	Jisco Enterprise. Ltd	307,115	0	17th OCT	Yet to start	Contractor reported and works to begin after retendering.
51.	Renovation of Nyinyira cattle dip	Terik	Renovation works Finishes	300,000.00	Mijef International Holdings Limited P.O Box 1299 Kapsabet	197,060	0	17th OCT	complete	Complete and operational
52.	Renovation of Nderio cattle dip	Terik	Renovation works Finishes	300,000.00	Zwingle Holdings Ltd. P.O Box 130 Kapcheno.	288,060	0	17th OCT	complete	Complete and operational
53.	Renovation of Kapkeben cattle dip	kabwareng	Renovation works fencing finishes	300,000.00	Rioba Enterprise Ltd P.O Box 211 Kapsabet	234,540	234,540	17th OCT	complete	Complete and operational
54.	Renovation of Gorgor cattle dip	kabwareng	Fencing Toilet Finishes	300,000.00	ELRANK COMPANY .LTD P.O BOX 61 KAIMOSI	290,705	290,705	17th OCT	complete	Complete and operational
55.	Construction of milk cooling plant at Kaptildil	Kosirai	Substructure Walling Roofing Finishes	1,000,000.00	M/S Kipu Investment Limited P.O Box 314 Kapsabet	988,346.10	0	17th NOV	complete	Completed and not operational. More funds for phase 11 needed to operationalize
56.	Construction of milk cooling	Chemelil/chemase	Substructure Walling Roofing	1,000,000.00	M/S Gadalan Ventures Ltd	991,383.80	0	17th NOV	complete	.complete not operational more funds to be

	plant at Chemelil		Finishes		P.O Box 77 Songhor.					allocated for operalization
57.	Construction of milk cooling plant at Lelbren	chepkunyuk	Substructure Walling Roofing Finishes	1,000,000.00	M/S Hilum Holdings Ltd P.O Box 58 Kapsabet	996,793	00	17th NOV	complete	Complete not operational More funds be allocated for operalization
58.	Construction of milk cooling plant at Chemundu	Chemundu/kapngetuny	Substructure Walling Roofing Finishes	1,000,000.00	M/S Kenoru Investments Ltd P.O Box 10459 Eldoret.	999,196	0	17th NOV	complete.	Complete not operational More funds be allocated for operalization.
59.	Construction of chepterwai milk cooling plant	chepterwai	Substructure Walling Roofing Finishes	1,000,000.00	Barben Chamgaa Agencies P.O Box 136 Kapsabet	998,000	0	17th NOV	100% complete	Complete not operational More funds be allocated for operalization
60.	Construction of Bonjoge milk cooling plant	kabwareng	Substructure Walling Roofing Finishes	1,000,000.00	M/S Kemro Logistics Ltd P.O Box 10831 Eldoret.	991,632.26	0	17th NOV	90% Finishes remaining	Works ongoing
61.	Construction of kimogoch milk cooling plant	kabisaga	Substructure Walling Roofing Finishes	1,000,000.00	Declar Investment Ltd P.O Box 3592-Eldoret	997,240.42	0	17th NOV	complete	Complete not operational More funds be allocated for operalization
62.	Construction of new kapkoros milk cooling plant	kapchorwa	Substructure Walling Roofing Finishes	1,000,000.00	M/S Jigosha Enterprise Ltd P.O Box 116 Kapsabet	980,000	0	17th NOV	complete.	Complete not operational
63.	Construction of kapnoo milk cooling plant	kapkangani	Substructure Walling Roofing Finishes	1,000,000.00	M/S Statu Investments Ltd P.O Box 809 Eldoret	995,194.50	0	17th NOV	stalled	Foundation level Retendering was redone

64.	Construction of chamtany milk cooling plant	kapsabet	Substructure Walling Roofing Finishes	1,000,000.00	M/S Tiskopak Kenya Ltd P.O Box 89-30700 Iten	990,978.56	0	17th NOV	50% Substructure Walling stalled	The project has stalled the department to follow up
65.	Construction of barasendu milk cooling plant	kapsimotwo	Substructure Walling Roofing Finishes	1,000,000.00	M/S Vararejo Holdings Co. Ltd P.O Box 556 Kapsabet	982,002.1	0	17th NOV	100%	Complete not operational More funds be allocated for operalization
66.	Construction of kombe milk cooling plant	Kaptel/kamoiywo	Substructure Walling Roofing Finishes	3,500,000.00	M/S Datmass Investment Ltd P.O Box 6972 Eldoret	987,676.20	0	17th NOV	0%	0%
67.	Completion works at Aldaai Mooi milk cooling plant	Kaptumo/kaboi	Substructure Walling Roofing Finishes	1,000,000.00	M/S Saro Holdings Ltd P.O Box 274	987,511.77	0	17th NOV	complete	Complete and operational
68.	Construction of Kongoro milk cooling plant	Kemeloi/maraba	Substructure Walling Roofing Finishes	1,000,000.00	M/S Laj Agencies Ltd P.O Box 568 Kapsabet.	990,237.92	0	17th NOV	85% ongoing	ongoing
69.	Construction of Lolmininga i milk cooling plant	kilibwoni	Substructure Walling Roofing Finishes	1,000,000.00	M/S Kuleei Company Ltd P.O Box 332 Kapsabet	966,551.04	0	17th NOV	100% complete.	Complete not operational
70.	Construction of kipsangui milk cooling plant	kipkaren	Substructure Walling Roofing Finishes	1,000,000.00	M/S Tesha Holdings Ltd P.O Box 7140-30100 Eldoret	969,467		17th NOV	100% complete	Complete not operational

71.	Construction of Kiptuiya cattle dip	Kiptuiya	Substructure Walling Roofing Finishes	1,000,000.00	Juabet Suppl & Const Ltd P.O Box 76 Chesinende	990,080.40		17th NOV	Complete	Complete not operational
72.	Construction of kibwareng milk cooling plant	kobujoi	Substructure Walling Roofing Finishes	1,000,000.00	Patience Services Ltd	998,950		17th NOV	complete	C0omplete not operational
73.	Construction Of maluktany milk cooling plant	Koyo/nduriо	Substructure Walling Roofing Finishes	1,000,000.00	M/S Infinitum Company Ltd P.O Box 2008-30100 Eldoret	998,933.25	0	17th NOV	complete	Complete Operalization ongoing
74.	Construction of Kurgung milk cooling plant	Kurgung/surungai	Substructure Walling Roofing Finishes	1,000,000.00	M/S Ticyn Enterprise Ltd P.O Box 182 Eldoret	1,029,210		17th NOV	100% complete	Complete not operational
75.	Construction of mutwot milk cooling plant	ngechek	Substructure Walling Roofing Finishes	1,000,000.00	M/S Teram Ltd P.O Box 5403 Eldoret	993,484.84		17th NOV	complete	Complete and operational
76.	Construction of Kaptien milk cooling plant	Nandi hills	Substructure Walling Roofing Finishes	1,000,000.00	M/S Songol Enterprises Ltd P.O Box 470 Eldoret	990,004.34	0	17th NOV	Complete	Complete not operational
77.	Construction of Kabiemit milk cooling plant	Ndalat	Substructure Walling Roofing Finishes	1,000,000.00	Smai Company Ltd P.O Box 649 Kapsabet	988,098.00		17th NOV	ongoing	Ongoing Dept. to follow up
78.	Construction of Ollesos	Ol'lessos	Substructure Walling	1,,000,000.00	M/S Edmont Enterprise Ltd	924,230		17th NOV	complete	Complete not operational

	milk cooling plant		Roofing Finishes		P.O Box 1277 Eldoret					
79.	Construction of Sangalo milk cooling plant	Sangalo/ kebulonik	Substructure Walling Roofing Finishes	1,000,000.00	M/S Talai Logistics Ltd	998,609.58		17th NOV	Not yet started	Works to begin after retendering
80.	Construction of Soba milk cooling plant	Songhor/soba	Substructure Walling Roofing Finishes	1,000,000.00	M/S Lonnex Link Logistics Ltd P.O Box 546 Kapsabet	988,490		17th NOV	. ongoing	Works ongoing
81.	Construction of Kapkures milk cooling plant	Terik	Substructure Walling Roofing Finishes	1,000,000.00	Super Natiki Company Limited P.O Box 127 Nandi Hills	985,033.2		17th NOV	95% complete Finishes works remaining	Ongoing though shoddy works.
82.	Construction of chepkumia milk cooling plant	chepkumia	Substructure Walling Roofing Finishes	1,000,000.00	M/S Ketkir Construction And General Supplies Ltd P.O Box 6 Kapcheno	997,002.46		17th NOV	Ongoing Lintle level	Dept. to follow up on the contractor
83.	Construction of Mutumon milk cooling plant	Tindiret	Substructure Walling Roofing Finishes	1,0000,000.00	Dijmate Co.Ltd P.O Box 70 Songhor	988,490	0	17th NOV	50% ongoing	50% ongoing

Agriculture and cooperative development 2019/2020 Projects

SN	Project Name	Location	Description In BQs	Budgeted Amount	Contracted Firm	Contracted Sum	Amount Paid	Contract End Period	Status	Remarks
1.	Completion of the new cattle dip at Soiyet	Tindiret	Phase 11	600,000.00	Kiptabgei Company Ltd P.O	553,100	0		90%	

					Box 105 Songhor				Finishes remaining	
2.	Completion of chemalal cattle dip	Chemelil / chemase	Phase 11	600,000.00	Shadom Engineering Ltd	411,455.52			0ngoing 5%	
3.	Completion of new cattle dip at Kapkoros	Nandi hills	Phase 11	600,000.00	Jaconate Company Ltd	319,965	0		95% finishes	
4.	Completion Tebesonik cattle dip	kapkangani	Phase 11	600,000	Mosobecho Enterprises Ltd		0		95% Finishes	
5.	Completion of Kapkoimur cattle dip	chepterwai	Phase 11	600,000	Kitokoki Company Ltd		0		50% ongoing	
6.	completion kapngetuny cattle dip	Kabiyet	Phase 11	600,000	Kimlel Company Ltd		0		75% ongoing	
7.	Establishment of milk processing plant(Supply and installation of equipment)	Kabiyet	Purchase, supply and install milk processing equipment	115,000,000	Alpes Industries Services International Ltd Perazim General Supplies Ltd	115,000,000	69,000,000	2018/2019 2019/2020 2020/2021	Ongoing	The supplier has supplied part of the equipment and the remainder is to be delivered soon after the issuance of an irrevocable letter of credit.
8.	Construction of milk processing plant structure phase I and phase II	Kabiyet	Clearing away External and internal finishes Epoxy plane, anti-skid urethane membrane Floor and wall tiles Roof finishes	20,000,000 phase I And 67,000,000 Phase II	Miliki Development Co. Ltd	18,945,000 phase I 67,000,000 phase II	18,945,000 phase I	2018/2019 2019/2020 2020/2021	Phase I complete Phase II ongoing	Phase I is complete and phase II is ongoing

			Office block sub structure Formwork Super structure Walling Roofing and rain water disposal Internal and external finishes for the office block Windows, doors and glazing Boundary wall Roads parking and footpath Storm water drainage							

Annex 4: Education and Vocational Training

s/NO	PROJECT NAME	LOCATION	DESCRIPTION OF ACTIVITIES IN BQs	CONTRACTED FIRM	CONTRACTED SUM	AMOUNT PAID AS AT 17TH JULY 2020	CONTATACT DURATION /EXPECTED START AND END DATE	% COMPLETION AND ACHIEVED OUTPUT	RECOMMENDATION
1.	Disbursement of Educational funds and grants	Nandi county	students residing in nandi in need of financial assistance	CGN		60,000,000		Complete 60,000,000.00 already disbursed	The department managed to award bursaries to 6,330 beneficiaries
2.	completion of chemundu VTC	chemundu ward	youth students in need of VTC	CGN	1,700,000.00			Complete The VTC is now operational, with 119 students already enrolled	The VTC is now operational, with 119 students already enrolled
3.	A.I.C KaptienGaa ECDE Centre	Lelmokwo/ngecheck ward, Chesumei sub county	Site clearance Excavation Filling Anti-termite treatment Concrete Reinforcement Walling Ring beam & columns Roofing Fascia board Windows & doors Finishing	Cheptarit VTC			120 Days JUNE 2018-OCTOBER 2018	80% Complete Site clearance Excavation Filling Anti-termite treatment Concrete Reinforcement Walling Ring beam and columns Roofing Windows and doors	Inconsistent supply of materials The department should avail the required materials in time for completion of works.
4.	Sokyot ECDE Centre	Kipkaren ward,	Site clearance Excavation Filling	Tangaratwet VTC			120 Days	90% Complete Site clearance	The department should follow up with the contractor

		mosop sub county	Anti-termite treatment Concrete Reinforcement Walling Ring beam & columns Roofing Fascia board Windows & doors Finishing				JUNE 2018-OCTOBER 2018	Excavation Anti -termite treatment Concrete Reinforcement Walling Ring beams and columns Roofing Windows and doors Finishing	to speed up the remaining works: Fascia board fixing ,electric works and redo some external finishing
5.	Kabiyet township ECDE Centre	Kabiyet ward, mosop sub county	Site clearance Excavation Filling Anti-termite treatment Concrete Reinforcement Walling Ring beam & columns Roofing Fascia board Windows & doors Finishing	Kurgund VTC			120 Days JUNE 2018-OCTOBER 2018	90% Complete Site clearance Excavation Anti -termite treatment Concrete Reinforcement Walling Ring beams and columns Roofing Windows and doors Finishing	The department should follow up on contractor to speed up with the finishing
6.	Masaba ECDE Centre	Kosirai ward, Chesumei sub county	Site clearance Excavation Filling Anti-termite treatment Concrete Reinforcement Walling Ring beam & columns Roofing Fascia board Windows & doors Finishing	Cheptarit VTC			120 Days JUNE 2018-OCTOBER 2018	100% complete	The department should consider equipping the project to operationalize

7.	Kolong ECDE Centre	Kapsabet ward, emgwen sub county	Site clearance Excavation Filling Anti-termite treatment Concrete Reinforcement Walling Ring beam & columns Roofing Fascia board Windows & doors Finishing	Kapsabet school for the deaf (KFSD)			120 Days JUNE 2018-OCTOBER 2018	100% complete	The department should consider equipping the project to operationalize
8.	Lolduga ECDE Centre	Ollessos ward, Nandi Hills sub-county	Site clearance Excavation Filling Anti-termite treatment Concrete Reinforcement Walling Ring beam & columns Roofing Fascia board Windows & doors Finishing	Sigilai VTC			120 Days JUNE 2018-OCTOBER 2018	90% complete Site clearance Excavation Anti -termite treatment Concrete Reinforcement Walling Ring beams and columns Roofing Windows and doors Finishing	The department should follow up for the completion of works
9.	Sarwat ECDE Centre	Tinderet ward, Tinderet Sub-county	Site clearance Excavation Filling Anti-termite treatment Concrete Reinforcement Walling Ring beam & columns Roofing Fascia board	Meteitei VTC			120 Days JUNE 2018-OCTOBER 2018	90% complete Site clearance Excavation Anti -termite treatment Concrete Reinforcement Walling Ring beams and columns Roofing	The department should follow up for the completion of works

			Windows & doors Finishing					Windows and doors Finishing	
10.	S.D.A Birei ECDE Centre	Kaptel/ Kamoywoward, Chesumei sub-county	Site clearance Excavation Filling Anti-termite treatment Concrete Reinforcement Walling Ring beam & columns Roofing Fascia board Windows & doors Finishing	Kaptel VTC			120 Days JUNE 2018-OCTOBER 2018	90% complete Site clearance Excavation Anti -termite treatment Concrete Reinforcement Walling Ring beams and columns Roofing Windows and doors Finishing	The department should follow up for the completion of works
11.	Cheptabach ECDE Centre	Chepkunyuk ward, Nandi Hills sub-county	Site clearance Excavation Filling Anti-termite treatment Concrete Reinforcement Walling Ring beam & columns Roofing Fascia board Windows & doors Finishing	Sigilai VTC			120 Days JUNE 2018-OCTOBER 2018	90% complete Site clearance Excavation Anti -termite treatment Concrete Reinforcement Walling Ring beams and columns Roofing Windows and doors Finishing	The department should follow up for the completion of works
12.	Kapchuriai ECDE Centre	Chepkunyuk ward, Nandi Hills sub-county	Site clearance Excavation Filling Anti-termite treatment Concrete Reinforcement	Sigilai VTC			120 Days JUNE 2018-OCTOBER 2018	90% complete Site clearance Excavation Anti -termite treatment Concrete	The department should follow up for the completion of works

			Walling Ring beam & columns Roofing Fascia board Windows & doors Finishing					Reinforcement Walling Ring beams and columns Roofing Windows and doors Finishing	
13.	Tuigoin ECDE Centre	Lelmokwo/ ngecheck ward, Chesumei Sub county	Site clearance Excavation Filling Anti-termite treatment Concrete Reinforcement Walling Ring beam & columns Roofing Fascia board Windows & doors Finishing	Cheptarit VTC			120 Days JUNE 2018-OCTOBER 2018	70% complete -Site clearance -Excavation -Filling -Anti-termite treatment -Concrete Reinforcement -Walling -Ring beams and columns -Roofing	The department should follow up on contractor to speed up completion
14.	Amai ECDE Centre	Chemundu / kapng'etuny ward, chesumei sub county	Site clearance Excavation Filling Anti-termite treatment Concrete Reinforcement Walling Ring beam & columns Roofing Fascia board Windows & doors Finishing	Kapsabet school for the deaf (KSFD)			120 Days JUNE 2018-OCTOBER 2018	90% complete Site clearance Excavation Anti -termite treatment Concrete Reinforcement Walling Ring beams and columns Roofing Windows and doors Finishing	The department should follow up for the completion of works
15.	Kapkatoi ECDE Centre	Kapkangani ward, emgwen sub county	Site clearance Excavation Filling	SIrwa Yalla VTC			120 Days JUNE 2018-	90% complete Site clearance Excavation	The department should follow up for the completion of works

			Anti-termite treatment Concrete Reinforcement Walling Ring beam & columns Roofing Fascia board Windows & doors Finishing				OCTOBER 2018	Anti-termite treatment Concrete Reinforcement Walling Ring beams and columns Roofing Windows and doors Finishing	
16.	Olangata ECDE Centre	Kilibwoni ward, emgwen sub county	Site clearance Excavation Filling Anti-termite treatment Concrete Reinforcement Walling Ring beam & columns Roofing Fascia board Windows & doors Finishing	Kaplamai VTC			120 Days JUNE 2018-OCTOBER 2018	100% complete	The centre is already in use though the department should consider equipping the Centre
17.	Ndurio ECDE Centre	Koyo/ ndurio	Site clearance Excavation Filling Anti-termite treatment Concrete Reinforcement Walling Ring beam & columns Roofing Fascia board Windows & doors Finishing	ST Augustine Kipsebwo VTC			120 Days JUNE 2018-OCTOBER 2018	(80%) complete	Stalled Windows and ceilings to be redone

18.	Kamwega ECDE Centre	Sangalo/ kebulonik ward, mosop sub county	Site clearance Excavation Filling Anti-termite treatment Concrete Reinforcement Walling Ring beam & columns Roofing Fascia board Windows & doors Finishing	Kaptel VTC			120 Days JUNE 2018-OCTOBER 2018	90% complete Site clearance Excavation Anti -termite treatment Concrete Reinforcement Walling Ring beams and columns Roofing Windows and doors Finishing	The department should follow up for the completion of works
19.	Kaptebengwo ECDE Centre	Songhor/Soba ward, Tinderet Sub-County	Site clearance Excavation Filling Anti-termite treatment Concrete Reinforcement Walling Ring beam & columns Roofing Fascia board Windows & doors Finishing	Meteitei VTC			120 Days JUNE 2018-OCTOBER 2018	60% complete Site clearance Excavation Anti -termite treatment Concrete Reinforcement Walling Ring beams and column	The department to fast track the contractor to hasten the completion of works
20.	Kapkitony ECDE Centre	Kaptumo/ kaboi ,	Site clearance Excavation Filling Anti-termite treatment Concrete Reinforcement Walling Ring beam & columns Roofing Fascia board	ST Augustine VTC			120 Days JUNE 2018-OCTOBER 2018	90% complete Site clearance Excavation Anti -termite treatment Concrete Reinforcement Walling Ring beams and columns Roofing	The department should follow up for the completion of works

			Windows & doors Finishing					Windows and doors Finishing	
21.	Christ the king kiplengwa i ECDE Centre	Kobujoi ward, aldai sub county	Site clearance Excavation Filling Anti-termite treatment Concrete Reinforcement Walling Ring beam & columns Roofing Fascia board Windows & doors Finishing	Mugen VTC			120 Days JUNE 2018-OCTOBER 2018	90% complete Site clearance Excavation Anti -termite treatment Concrete Reinforcement Walling Ring beams and columns Roofing Windows and doors Finishing	The department should follow up for the completion of works
22.	Kapsabaot ECDE Centre	Kurgung ward, mosop sub county	Site clearance Excavation Filling Anti-termite treatment Concrete Reinforcement Walling Ring beam & columns Roofing Fascia board Windows & doors Finishing	Kurgung VTC			120 Days JUNE 2018-OCTOBER 2018	60% complete Site clearance Excavation Anti -termite treatment Concrete Reinforcement Walling Ring beams and column	The department to fast track the contractor to hasten the completion of works
23.	Magoi ECDE Centre	Chemelil/ Chemase, Tinderet sub-county	Site clearance Excavation Filling Anti-termite treatment Concrete Reinforcement Walling	Meteitei VTC			120 Days JUNE 2018-OCTOBER 2018	90% complete Site clearance Excavation Anti -termite treatment Concrete Reinforcement Walling	The department should follow up on contractor to speed up completion Implementation has exceeded contracted timeline

			Ring beam & columns Roofing Fascia board Windows & doors Finishing					Ring beams and columns Roofing Windows and doors Finishing	
24.	Kalyet ECDE Centre	Chemelil/ chemase , Tinderet Sub-county	Site clearance Excavation Filling Anti-termite treatment Concrete Reinforcement Walling Ring beam & columns Roofing Fascia board Windows & doors Finishing	Meteitei VTC			120 Days JUNE 2018-OCTOBER 2018	70% complete -Site clearance -Excavation -Filling -Anti-termite treatment -Concrete Reinforcement -Walling -Ring beams and columns -Roofing	The department should follow up on contractor to speed up completion
25.	Cheptililik ECDE Centre	Nandi Hills ward, Nandi hills sub county	Site clearance Excavation Filling Anti-termite treatment Concrete Reinforcement Walling Ring beam & columns Roofing Fascia board Windows & doors Finishing	Kaplamai VTC			120 Days JUNE 2018-OCTOBER 2018	90% complete Site clearance Excavation Anti -termite treatment Concrete Reinforcement Walling Ring beams and columns Roofing Windows and doors Finishing	The department should follow up for the completion of works
26.	Morobi ECDE Centre	Kapsimotwo ward, tindiret sub county	Site clearance Excavation Filling Anti-termite treatment Concrete	ST Augustine kipsebwo VTC			120 Days JUNE 2018-OCTOBER 2018	60% complete Site clearance Excavation Anti -termite treatment	The department to fast track the contractor to hasten the completion of works

			Reinforcement Walling Ring beam & columns Roofing Fascia board Windows & doors Finishing					Concrete Reinforcement Walling Ring beams and column	
27.	Legemet ECDE Centre	Kabwareng ward, aldai sub county	Site clearance Excavation Filling Anti-termite treatment Concrete Reinforcement Walling Ring beam & columns Roofing Fascia board Windows & doors Finishing	Serem VTC			120 Days JUNE 2018-OCTOBER 2018	90% complete Site clearance Excavation Anti -termite treatment Concrete Reinforcement Walling Ring beams and columns Roofing Windows and doors Finishing	The department should follow up for the completion of works
28.	Kapkatet ECDE Centre	Kabisaga ward, mosop sub county	Site clearance Excavation Filling Anti-termite treatment Concrete Reinforcement Walling Ring beam & columns Roofing Fascia board Windows & doors Finishing	Cheptarit VTC			120 Days JUNE 2018-OCTOBER 2018	60% complete Site clearance Excavation Anti -termite treatment Concrete Reinforcement Walling Ring beams and column	The department to fast track the contractor to hasten the completion of works
29.	Kimatkei ECDE Centre	Tindiret ward, Tindiret sub county	Site clearance Excavation Filling	Meteitei VTC			120 Days JUNE 2018-	90% complete Site clearance Excavation	The department should follow up for the completion of works

			Anti-termite treatment Concrete Reinforcement Walling Ring beam & columns Roofing Fascia board Windows & doors Finishing				OCTOBER 2018	Anti -termite treatment Concrete Reinforcement Walling Ring beams and columns Roofing Windows and doors Finishing	
30.	Kapruret ECDE Centre	Songor/ soba , Tinderet Sub-County	Site clearance Excavation Filling Anti-termite treatment Concrete Reinforcement Walling Ring beam & columns Roofing Fascia board Windows & doors Finishing	Meteitei VTC			120 Days JUNE 2018-OCTOBER 2018	60% complete Site clearance Excavation Anti -termite treatment Concrete Reinforcement Walling Ring beams and column	The department to fast track the contractor to hasten the completion of works
31.	A.I.C Tuiyobei ECDE Centre	Kiptuiya ward, Chesumei sub county	Site clearance Excavation Filling Anti-termite treatment Concrete Reinforcement Walling Ring beam & columns Roofing Fascia board Windows & doors Finishing	Kaptel VTC			120 Days JUNE 2018-OCTOBER 2018	70% complete -Site clearance -Excavation -Filling -Anti-termite treatment -Concrete Reinforcement -Walling -Ring beams and columns -Roofing	The department should follow up on contractor to speed up completion

32.	Kapkobis ECDE Centre	Chemundu / kapng'etuny, chesumei sub county	Site clearance Excavation Filling Anti-termite treatment Concrete Reinforcement Walling Ring beam & columns Roofing Fascia board Windows & doors Finishing	Kapsabet School For Deaf (KSFD)			120 Days JUNE 2018-OCTOBER 2018	90% complete Site clearance Excavation Anti -termite treatment Concrete Reinforcement Walling Ring beams and columns Roofing Windows and doors Finishing	The department should follow up for the completion of works
33.	Kapkeseng in ECDE Centre	Kapsabet ward, emgwen sub county	Site clearance Excavation Filling Anti-termite treatment Concrete Reinforcement Walling Ring beam & columns Roofing Fascia board Windows & doors Finishing	Kapsabet School For Deaf (KSFD)			120 Days JUNE 2018-OCTOBER 2018	70% complete -Site clearance -Excavation -Filling -Anti-termite treatment -Concrete Reinforcement -Walling -Ring beams and columns -Roofing	The department should follow up on contractor to speed up completion
34.	Kipchemwon ECDE Centre	Terik ward, aldai sub county	Site clearance Excavation Filling Anti-termite treatment Concrete Reinforcement Walling Ring beam & columns Roofing Fascia board	Serem VTC			120 Days JUNE 2018-OCTOBER 2018	90% complete Site clearance Excavation Anti -termite treatment Concrete Reinforcement Walling Ring beams and columns Roofing	The department should follow up for the completion of works

			Windows & doors Finishing					Windows and doors Finishing	
35.	Pemja ECDE Centre	Kemeloi/ maraba ward , aldai sub county	Site clearance Excavation Filling Anti-termite treatment Concrete Reinforcement Walling Ring beam & columns Roofing Fascia board Windows & doors Finishing	Mugen VTC			120 Days JUNE 2018-OCTOBER 2018	20% Sub structure work done	Road impassible to enable the supply of materials
36.	Chepterwai ECDE Centre	Chepterwai ward, mosop sub county	Site clearance Excavation Filling Anti-termite treatment Concrete Reinforcement Walling Ring beam & columns Roofing Fascia board Windows & doors Finishing	Tangaratwet VTC			120 Days JUNE 2018-OCTOBER 2018	90% complete Site clearance Excavation Anti -termite treatment Concrete Reinforcement Walling Ring beams and columns Roofing Windows and doors Finishing	The department should follow up for the completion of works
37.	Kipkombot ECDE Centre	Kabiyet ward, mosop sub county	Site clearance Excavation Filling Anti-termite treatment Concrete Reinforcement Walling Ring beam & columns	Kurgung VTC			120 Days JUNE 2018-OCTOBER 2018	60% complete Site clearance Excavation Anti -termite treatment Concrete Reinforcement Walling	The department to fast track the contractor to hasten the completion of works

			Roofing Fascia board Windows & doors Finishing					Ring beams and column	
38.	Kebulwet ECDE Centre	Kabisaga ward, mosop sub county	Site clearance Excavation Filling Anti-termite treatment Concrete Reinforcement Walling Ring beam & columns Roofing Fascia board Windows & doors Finishing	Cheptarit VTC			120 Days JUNE 2018-OCTOBER 2018	70% complete -Site clearance -Excavation -Filling -Anti-termite treatment -Concrete Reinforcement -Walling -Ring beams and columns -Roofing	The department should follow up on contractor to speed up completion
39.	Tuyobei kipnyigei ECDE Centre	Kurgung ward, mosop sub county	Site clearance Excavation Filling Anti-termite treatment Concrete Reinforcement Walling Ring beam & columns Roofing Fascia board Windows & doors Finishing	Kurgung VTC			120 Days JUNE 2018-OCTOBER 2018	60% complete Site clearance Excavation Anti -termite treatment Concrete Reinforcement Walling Ring beams and column	The department to fast track the contractor to hasten the completion of works
40.	Simatwet ECDE Centre	Kaptel/ kamoywo ward, chesumei sub-county	Site clearance Excavation Filling Anti-termite treatment Concrete Reinforcement Walling	Kaptel VTC			120 Days JUNE 2018-OCTOBER 2018	90% complete Site clearance Excavation Anti -termite treatment Concrete Reinforcement	The department should follow up for the completion of works

			Ring beam & columns Roofing Fascia board Windows & doors Finishing					Walling Ring beams and columns Roofing Windows and doors Finishing	
41.	A.I.C kapcheluch ECDE Centre	Kosirai ward, Chesumei sub county	Site clearance Excavation Filling Anti-termite treatment Concrete Reinforcement Walling Ring beam & columns Roofing Fascia board Windows & doors Finishing	Cheptarit VTC			120 Days JUNE 2018-OCTOBER 2018	90% complete Site clearance Excavation Anti -termite treatment Concrete Reinforcement Walling Ring beams and columns Roofing Windows and doors Finishing	The department should follow up for the completion of works
42.	A.C.K St. Andrew chepkoiyo ECDE Centre	Chepkumia ward, emgwen sub county	Site clearance Excavation Filling Anti-termite treatment Concrete Reinforcement Walling Ring beam & columns Roofing Fascia board Windows & doors Finishing	Sirwa Yalla VTC			120 Days JUNE 2018-OCTOBER 2018	90% complete Site clearance Excavation Anti -termite treatment Concrete Reinforcement Walling Ring beams and columns Roofing Windows and doors Finishing	The department should follow up for the completion of works
43.	Chebonge ECDE Centre	Chepkumia ward, emgwen sub county	Site clearance Excavation Filling Anti-termite treatment Concrete	Sirwa yalla VTC			120 Days JUNE 2018-OCTOBER 2018	90% complete Site clearance Excavation Anti -termite treatment	The department should follow up for the completion of works

			Reinforcement Walling Ring beam & columns Roofing Fascia board Windows & doors Finishing					Concrete Reinforcement Walling Ring beams and columns Roofing Windows and doors Finishing	
44.	Philip biwott ECDE Centre	Kipkaren ward, mosop sub county	Site clearance Excavation Filling Anti-termite treatment Concrete Reinforcement Walling Ring beam & columns Roofing Fascia board Windows & doors Finishing	Tangaratwet VTC			120 Days JUNE 2018-OCTOBER 2018	90% complete Site clearance Excavation Anti -termite treatment Concrete Reinforcement Walling Ring beams and columns Roofing Windows and doors Finishing	The department should follow up for the completion of works
45.	Kapchumba ECDE Centre	Ollessos ward, Nandi Hills sub-county	Site clearance Excavation Filling Anti-termite treatment Concrete Reinforcement Walling Ring beam & columns Roofing Fascia board Windows & doors Finishing	Sigilai VTC			120 Days JUNE 2018-OCTOBER 2018	65% complete materials on site , substructure , ring beam level , partial roofing	Stalled Department to handle the shortage of materials the soonest
46.	Sirwa ECDE Centre	Kapchorwa ward, Nandi Hills sub-county	Site clearance Excavation Filling	Sigilai VTC			120 Days JUNE 2018-	60% complete Site clearance Excavation	The department to fast track the contractor to hasten

			Anti-termite treatment Concrete Reinforcement Walling Ring beam & columns Roofing Fascia board Windows & doors Finishing				OCTOBER 2018	Anti -termite treatment Concrete Reinforcement Walling Ring beams and column	the completion of works
47.	Cherobon ECDE Centre	Kapchorwa ward, Nandi Hills sub-county	Site clearance Excavation Filling Anti-termite treatment Concrete Reinforcement Walling Ring beam & columns Roofing Fascia board Windows & doors Finishing	Meteitei VTC			120 Days JUNE 2018-OCTOBER 2018	60% complete Site clearance Excavation Anti -termite treatment Concrete Reinforcement Walling Ring beams and column	The department to fast track the contractor to hasten the completion of works
48.	Kiptuiya ECDE Centre	Kiptuiya ward, chesumei sub-county	Site clearance Excavation Filling Anti-termite treatment Concrete Reinforcement Walling Ring beam & columns Roofing Fascia board Windows & doors Finishing	Kaptel VTC			120 Days JUNE 2018-OCTOBER 2018	90% complete Site clearance Excavation Anti -termite treatment Concrete Reinforcement Walling Ring beams and columns Roofing Windows and doors Finishing	The department should follow up for the completion of works

49.	Kipkimba ECDE Centre	Nandi Hills ward, Nandi Hills sub county	Site clearance Excavation Filling Anti-termite treatment Concrete Reinforcement Walling Ring beam & columns Roofing Fascia board Windows & doors Finishing	Kaplamai VTC			120 Days JUNE 2018-OCTOBER 2018	90% complete Site clearance Excavation Anti -termite treatment Concrete Reinforcement Walling Ring beams and columns Roofing Windows and doors Finishing	The department should follow up for the completion of works
50.	Chepkoiyo ECDE Centre	Kapsimotwo ward, NANDI Hills sub county	Site clearance Excavation Filling Anti-termite treatment Concrete Reinforcement Walling Ring beam & columns Roofing Fascia board Windows & doors Finishing	ST Augustine Kipsebwo VTC			120 Days JUNE 2018-OCTOBER 2018	60% complete Site clearance Excavation Anti -termite treatment Concrete Reinforcement Walling Ring beams and column	The department to fast track the contractor to hasten the completion of works
51.	Taretmoi ECDE Centre	Koyo/ ndurio, Aldai sub county	Site clearance Excavation Filling Anti-termite treatment Concrete Reinforcement Walling Ring beam & columns Roofing Fascia board	ST Augustine Kipsebwo VTC			120 Days JUNE 2018-OCTOBER 2018	60% complete Site clearance Excavation Anti -termite treatment Concrete Reinforcement Walling Ring beams and column	Stalled The department should consider retendering the project

			Windows & doors Finishing						
52.	Tendwet ECDE Centre	Kaptumo/ kaboi,	Site clearance Excavation Filling Anti-termite treatment Concrete Reinforcement Walling Ring beam & columns Roofing Fascia board Windows & doors Finishing	ST Augustine Kipsebwo VTC			120 Days JUNE 2018-OCTOBER 2018	70% complete -Site clearance -Excavation -Filling -Anti-termite treatment -Concrete Reinforcement -Walling -Ring beams and columns -Roofing	The department should follow up on contractor to speed up completion
53.	Siginwai ECDE Centre	Terik ward, Aldai sub county	Site clearance Excavation Filling Anti-termite treatment Concrete Reinforcement Walling Ring beam & columns Roofing Fascia board Windows & doors Finishing	Serem VTC			120 Days JUNE 2018-OCTOBER 2018	90% complete Site clearance Excavation Anti -termite treatment Concrete Reinforcement Walling Ring beams and columns Roofing Windows and doors Finishing	The department should follow up for the completion of works
54.	Chemong friends ECDE centre	Kabwareng ward, aldai sub county	Site clearance Excavation Filling Anti-termite treatment Concrete Reinforcement Walling	Serem VTC			120 Days JUNE 2018-OCTOBER 2018	70% complete -Site clearance -Excavation -Filling -Anti-termite treatment -Concrete Reinforcement -Walling	The department should follow up on contractor to speed up completion

			Ring beam & columns Roofing Fascia board Windows & doors Finishing					-Ring beams and columns -Roofing	
55.	Samisbei ECDE Centre	Kemeloi / maraba ward , aldai sub county	Site clearance Excavation Filling Anti-termite treatment Concrete Reinforcement Walling Ring beam & columns Roofing Fascia board Windows & doors Finishing	Mugen VTC			120 Days JUNE 2018-OCTOBER 2018	60% complete Site clearance Excavation Anti -termite treatment Concrete Reinforcement Walling Ring beams and column	The department to fast track the contractor to hasten the completion of works
56.	Kibora ECDE Centre	Kobujoi ward, aldai sub county	Site clearance Excavation Filling Anti-termite treatment Concrete Reinforcement Walling Ring beam & columns Roofing Fascia board Windows & doors Finishing	Mugen VTC			120 Days JUNE 2018-OCTOBER 2018	70% complete -Site clearance -Excavation -Filling -Anti-termite treatment -Concrete Reinforcement -Walling -Ring beams and columns -Roofing	The department should follow up on contractor to speed up completion
57.	Koilel ECDE Centre	Chepterwai ward, mosop sub county	Site clearance Excavation Filling Anti-termite treatment Concrete	Tangaratwet VTC			120 Days JUNE 2018-OCTOBER 2018		

			Reinforcement Walling Ring beam & columns Roofing Fascia board Windows & doors Finishing						
58.	Sangalo township ECDE Centre	Sangalo/ kebulonik ward, mosop sub county	Site clearance Excavation Filling Anti-termite treatment Concrete Reinforcement Walling Ring beam & columns Roofing Fascia board Windows & doors Finishing	Kaptel VTC			120 Days JUNE 2018-OCTOBER 2018	90% complete Site clearance Excavation Anti -termite treatment Concrete Reinforcement Walling Ring beams and columns Roofing Windows and doors Finishing	The department should follow up for the completion of works
59.	Samutet ECDE Centre	Ndalat ward, mosop county	Site clearance Excavation Filling Anti-termite treatment Concrete Reinforcement Walling Ring beam & columns Roofing Fascia board Windows & doors Finishing	Tangaratwet VTC			120 Days JUNE 2018-OCTOBER 2018	90% complete Site clearance Excavation Anti -termite treatment Concrete Reinforcement Walling Ring beams and columns Roofing Windows and doors Finishing	The department should follow up for the completion of works
60.	Sirsiron ECDE Centre	Ndalat ward,	Site clearance Excavation Filling	Kurgung VTC			120 Days	90% complete Site clearance	The department should follow up

		Inosop sub county	Anti-termite treatment Concrete Reinforcement Walling Ring beam & columns Roofing Fascia board Windows & doors Finishing				JUNE 2018-OCTOBER 2018	Excavation Anti -termite treatment Concrete Reinforcement Walling Ring beams and columns Roofing Windows and doors Finishing	for the completion of works
61.	Mokwo ECDE Centre	Kapkangani ward, emgwen sub county	Site clearance Excavation Filling Anti-termite treatment Concrete Reinforcement Walling Ring beam & columns Roofing Fascia board Windows & doors Finishing	Sirwa Yalla VTC			120 Days JUNE 2018-OCTOBER 2018	90% complete Site clearance Excavation Anti -termite treatment Concrete Reinforcement Walling Ring beams and columns Roofing Windows and doors Finishing	The department should follow up for the completion of works
62.	Kaplamai ECDE Centre	Kilibwoni ward, emgwen sub county	Site clearance Excavation Filling Anti-termite treatment Concrete Reinforcement Walling Ring beam & columns Roofing Fascia board Windows & doors Finishing	Kaplamai VTC			120 Days JUNE 2018-OCTOBER 2018	90% complete Site clearance Excavation Anti -termite treatment Concrete Reinforcement Walling Ring beams and columns Roofing Windows and doors Finishing	The department should follow up for the completion of works

2018/2019 ECDE PROJECTS

s/NO	PROJECT NAME	LOCATION	DESCRIPTION OF ACTIVITIES IN BQs	CONTRACTED FIRM	CONTRACTED SUM	AMOUNT PAID AS AT 17TH JULY 2020	CONTATACT DURATION /EXPECTED START AND END DATE	% COMPLETION AND ACHIEVED OUTPUT	RECOMMENDATION
1.	Chepkuny ECDE Centre	Kabwareng ward	Site clearance Excavation Filling Anti-termite treatment Concrete Reinforcement Walling Ring beam & columns Roofing Fascia board Windows & doors Finishing	Rioba enterprises LTD	1,980,900		120 days June 2019-October 2019	35% complete Site clearance Excavation Filling Anti-termite treatment Concrete	Contractor has been slow on implementation of the project Department to follow up on the contractor to speed up the work
2.	Kapkitony ECDE Centre	Kabwareng ward	Site clearance Excavation Filling Anti-termite treatment Concrete Reinforcement Walling Ring beam & columns Roofing Fascia board Windows & doors Finishing	Linscheo company LTD	1,999,950.00		120 days June 2019-October 2019	70% complete -Site clearance -Excavation -Filling -Anti-termite treatment -Concrete Reinforcement -Walling -Ring beams and columns -Roofing	The department should follow up on contractor to speed up completion Implementation has exceeded contracted timeline

3.	Chepsis ECDE	Terik	Site clearance Excavation Filling Anti-termite treatment Concrete Reinforcement Walling Ring beam & columns Roofing Fascia board Windows & doors Finishing	Rohma investment LTD	1,999,995.00		120 days June 2019- October 2019	0% Complete	The department should consider retendering.
4.	Iboe ECDE	Terik	Site clearance Excavation Filling Anti-termite treatment Concrete Reinforcement Walling Ring beam & columns Roofing Fascia board Windows & doors Finishing	Evmy investment LTD	1,999,995.00		120 days June 2019- October 2019	0% Complete	The department should consider retendering.
5.	Kapkorio	Kemeloi/Maraba	Site clearance Excavation Filling Anti-termite treatment Concrete Reinforcement Walling Ring beam & columns120 days June 2019- October 2019 Roofing Fascia board Windows & doors	Nandi rock agencies LTD	1,981,280.00		120 days June 2019- October 2019	100% complete	The department should consider equipping the project to operationalize

			Finishing						
6.	Cheptoiyo	Kemeloi/Maraba	Site clearance Excavation Filling Anti-termite treatment Concrete Reinforcement Walling Ring beam & columns Roofing Fascia board Windows & doors Finishing	Barben chamgaa LTD	1,955,260.00		120 days June 2019-October 2019	20% Sub structure work done	Contractor should be fast tracked to hasted the implementation of the project, or be retendered if need be.
7.	Chebui	Kobujoi	Site clearance Excavation Filling Anti-termite treatment Concrete Reinforcement Walling Ring beam & columns Roofing Fascia board Windows & doors Finishing	Juvice Agencies LTD	1,980,104.00		120 days June 2019-October 2019	0% Complete	The department should consider retendering.
8.	Lelgoi	Koyo/Ndurio	Site clearance Excavation Filling Anti-termite treatment Concrete Reinforcement Walling Ring beam & columns Roofing Fascia board Windows & doors Finishing	Stelnet solutions LTD	1,999,994.00		120 days June 2019-October 2019	0%	Not yet started Should be retendered

9.	Keburo	Koyo/Ndurio	Site clearance Excavation Filling Anti-termite treatment Concrete Reinforcement Walling Ring beam & columns Roofing Fascia board Windows & doors Finishing	Dunney company LTD	1,926,469.00		120 days June 2019-October 2019	100% complete	Painting was done before the walls dried up, therefore it should be redone
10.	Kaborowa	Kaptumo/ Kaboi	Site clearance Excavation Filling Anti-termite treatment Concrete Reinforcement Walling Ring beam & columns Roofing Fascia board Windows & doors Finishing	Joymerg investment LTD	1,878,835.00		120 days June 2019-October 2019	60% complete Site clearance Excavation Anti - termite treatment Concrete Reinforcement Walling Ring beams and column	The department to fast track the contractor to hasten the completion of works
11.	Ibanja	Kaptumo/ Kaboi	Site clearance Excavation Filling Anti-termite treatment Concrete Reinforcement Walling Ring beam & columns Roofing Fascia board Windows & doors Finishing	Shadmug company LTD	1,957,750.00		120 days June 2019-October 2019	10% Complete -Excavation -Foundation -Materials on site (Machine cut stones, bush stones & ballas	Contractor to be fast tracked to complete the work

12.	Soin	Chepterwai	Site clearance Excavation Filling Anti-termite treatment Concrete Reinforcement Walling Ring beam & columns Roofing Fascia board Windows & doors Finishing	Rovie LTD	1,995,400.00		120 days June 2019-October 2019	60% complete Site clearance Excavation Anti - termite treatment Concrete Reinforcement Walling Ring beams and column	The department to fast track the contractor to hasten the completion of works
13.	Kugeronik	Sangalo/Kebulonik	Site clearance Excavation Filling Anti-termite treatment Concrete Reinforcement Walling Ring beam & columns Roofing Fascia board Windows & doors Finishing	Kapco construction LTD	2,294,213.00		120 days June 2019-October 2019	90% complete Site clearance Excavation Anti - termite treatment Concrete Reinforcement Walling Ring beams and columns Roofing Windows and doors Finishing	The department should follow up for the completion of works
14.	Kaptebee	Kipkaren	Site clearance Excavation Filling Anti-termite treatment Concrete Reinforcement Walling Ring beam & columns	Velanin holdings LTD	1,901,874.00		120 days June 2019-October 2019	0% Complete	The department should consider retendering.

			Roofing Fascia board Windows & doors Finishing						
15.	Chumeek	Kipkaren	Site clearance Excavation Filling Anti-termite treatment Concrete Reinforcement Walling Ring beam & columns Roofing Fascia board Windows & doors Finishing	Melco engineering company LTD	1,957,750.00		120 days June 2019-October 2019	0% Complete	The department should consider retendering.
16.	Kabelem	Ndalat	Site clearance Excavation Filling Anti-termite treatment Concrete Reinforcement Walling Ring beam & columns Roofing Fascia board Windows & doors Finishing	Makiki Agencies LTD	1,872,034.00		120 days June 2019-October 2019	60% complete Site clearance Excavation Anti - termite treatment Concrete Reinforcement Walling Ring beams and column	The department to fast track the contractor to hasten the completion of works
17.	Telkeltich	Kurgung/Surungai	Site clearance Excavation Filling Anti-termite treatment Concrete Reinforcement Walling Ring beam & columns Roofing	Avensca investment LTD	1,943,430.00		120 days June 2019-October 2019	0% Complete	The department should consider retendering.

			Fascia board Windows & doors Finishing						
18.	Kiptangus	Kurgung/Surungai	Site clearance Excavation Filling Anti-termite treatment Concrete Reinforcement Walling Ring beam & columns Roofing Fascia board Windows & doors Finishing	Barben chamgaa LTD	1,957,750.00		120 days June 2019-October 2019	0% Complete	The department should consider retendering.
19.	Kemeliet	Kabiyet	Site clearance Excavation Filling Anti-termite treatment Concrete Reinforcement Walling Ring beam & columns Roofing Fascia board Windows & doors Finishing	Loijan agencies LTD	1,988,500.00		120 days June 2019-October 2019	60% complete Site clearance Excavation Anti - termite treatment Concrete Reinforcement Walling Ring beams and column	The department to fast track the contractor to hasten the completion of works
20.	St Paul's Eisero	Kabisaga	Site clearance Excavation Filling Anti-termite treatment Concrete Reinforcement Walling Ring beam & columns Roofing Fascia board	Joynat holdings LTD	1,968,395.00		120 days June 2019-October 2019	0% Complete	The department should consider retendering.

			Windows & doors Finishing						
21.	Kapkechui	Kabisaga	Site clearance Excavation Filling Anti-termite treatment Concrete Reinforcement Walling Ring beam & columns Roofing Fascia board Windows & doors Finishing				120 days June 2019-October 2019	0% Complete	The department should consider retendering.
22.	Tuloi	Kiptuiya	Site clearance Excavation Filling Anti-termite treatment Concrete Reinforcement Walling Ring beam & columns Roofing Fascia board Windows & doors Finishing	Joymerg investment LTD	1,957,000.00		120 days June 2019-October 2019	90% complete Site clearance Excavation Anti - termite treatment Concrete Reinforcement Walling Ring beams and columns Roofing Windows and doors Finishing	The department should follow up for the completion of works
23.	Chebil	Kiptuiya	Site clearance Excavation Filling Anti-termite treatment Concrete Reinforcement	Jajes general supplies LTD	1,973,645.00		120 days June 2019-October 2019	0% Complete	The department should consider retendering.

			Walling Ring beam & columns Roofing Fascia board Windows & doors Finishing						
24.	Tebeson	Kosirai	Site clearance Excavation Filling Anti-termite treatment Concrete Reinforcement Walling Ring beam & columns Roofing Fascia board Windows & doors Finishing	Juliket Autosevices LTD	1,931,400.00		120 days June 2019-October 2019	100% complete	The department should consider equipping the project to operationalize
25.	Kunurter	Kosirai	Site clearance Excavation Filling Anti-termite treatment Concrete Reinforcement Walling Ring beam & columns Roofing Fascia board Windows & doors Finishing	Zaburi investment LTD	1,982,617.00		120 days June 2019-October 2019	0% Complete	The department should consider retendering.
26.	Kipsiorori	Chemundu /Kapngetuny	Site clearance Excavation Filling Anti-termite treatment Concrete Reinforcement Walling	Reker investment LTD	1,944,050.00		120 days June 2019-October 2019	100% Complete	The department should consider equipping the centre to operationalize.

			Ring beam & columns Roofing Fascia board Windows & doors Finishing						
27.	Nandi primary	Chemundu /Kapngetuny	Site clearance Excavation Filling Anti-termite treatment Concrete Reinforcement Walling Ring beam & columns Roofing Fascia board Windows & doors Finishing	Innovate enterprises LTD	1,980,530.00		120 days June 2019-October 2019	100% Complete	The department should consider equipping the centre to operationalize.
28.	Kipchunu	Lelmokwo/ Ngechek	Site clearance Excavation Filling Anti-termite treatment Concrete Reinforcement Walling Ring beam & columns Roofing Fascia board Windows & doors Finishing	E-Vic agencies LTD	1,982,210.00		120 days June 2019-October 2019	0% Complete	The department should consider retendering.
29.	Kiropket ECDE	Kapsabet	Site clearance Excavation Filling Anti-termite treatment Concrete Reinforcement Walling	Sterub enterprises LTD	1,941,400.00		120 days June 2019-October 2019	100% complete	The department should consider equipping the project to operationalize

			Ring beam & columns Roofing Fascia board Windows & doors Finishing						
30.	Tebesonik ecde	Kapkangani	Site clearance Excavation Filling Anti-termite treatment Concrete Reinforcement Walling Ring beam & columns Roofing Fascia board Windows & doors Finishing	Santhwel LTD	1,999,995.00		120 days June 2019-October 2019	100% complete	The department should consider equipping the project to operationalize
31.	Mogoiywo ecde	Chepkumia	Site clearance Excavation Filling Anti-termite treatment Concrete Reinforcement Walling Ring beam & columns Roofing Fascia board Windows & doors Finishing	Jigosha enterprises LTD	1,954,945.00		120 days June 2019-October 2019	0% Complete	The department should consider retendering.
32.	Kabongwa	Kilibwoni	Site clearance Excavation Filling Anti-termite treatment Concrete Reinforcement Walling	Onsite developers LTD	1,981,920.00		120 days June 2019-October 2019	60% complete Site clearance Excavation Anti - termite treatment Concrete	The department to fast track the contractor to hasten the completion of works

			Ring beam & columns Roofing Fascia board Windows & doors Finishing					Reinforcement Walling Ring beams and column	
33.	Kaptilaton	Kilibwoni	Site clearance Excavation Filling Anti-termite treatment Concrete Reinforcement Walling Ring beam & columns Roofing Fascia board Windows & doors Finishing	Josophire company LTD	1,976,366.00		120 days June 2019-October 2019	100% complete	The department should consider equipping the project to operationalize
34.	Keteng ecde	Nandihills	Site clearance Excavation Filling Anti-termite treatment Concrete Reinforcement Walling Ring beam & columns Roofing Fascia board Windows & doors Finishing	Susuko company LTD	1,992,850.00		120 days June 2019-October 2019	100% complete	The department should consider equipping the project to operationalize
35.	Kipsebwo ecde	Nandihills	Site clearance Excavation Filling Anti-termite treatment Concrete Reinforcement Walling				120 days June 2019-October 2019	0% Complete	The department should consider retendering.

			Ring beam & columns Roofing Fascia board Windows & doors Finishing						
36.	Timobo ECD	Kapchorua	Site clearance Excavation Filling Anti-termite treatment Concrete Reinforcement Walling Ring beam & columns Roofing Fascia board Windows & doors Finishing	Wilhen services LTD	1,969,380.00		120 days June 2019-October 2019	0% Complete	The department should consider retendering.
37.	Koilot ECD	Ol'lessos	Site clearance Excavation Filling Anti-termite treatment Concrete Reinforcement Walling Ring beam & columns Roofing Fascia board Windows & doors Finishing	Edmont enterprises LTD	1,974,055.00		120 days June 2019-October 2019	60% site clearance, excavation, walling , ring beam	contractor to be fast tracked and supervised
38.	Chepkunyuk ECD	chepkunyuk	Site clearance Excavation Filling Anti-termite treatment Concrete Reinforcement Walling	Kuleei company LTD	2,000,000.00		120 days June 2019-October 2019	10% Complete -Excavation -Foundation -Materials on site (Machine cut stones,	Contractor to be fast tracked to complete the work

			Ring beam & columns Roofing Fascia board Windows & doors Finishing					bush stones & ballas	
39.	Kiroro ECD	Chemelil/Chemase	Site clearance Excavation Filling Anti-termite treatment Concrete Reinforcement Walling Ring beam & columns Roofing Fascia board Windows & doors Finishing	Linnox link logistics LTD	1,998,000.00		120 days June 2019-October 2019	0% Complete	The department should consider retendering.
40.	Tuiyobei	Chemelil/Chemase	Site clearance Excavation Filling Anti-termite treatment Concrete Reinforcement Walling Ring beam & columns Roofing Fascia board Windows & doors Finishing	Phope solutions company LTD	1,975,034.00		120 days June 2019-October 2019	0% Complete	The department should consider retendering.
41.	Chepkuchuru	Tindiret	Site clearance Excavation Filling Anti-termite treatment Concrete Reinforcement Walling	Renaul engineering	1,927,810.00		120 days June 2019-October 2019	0%	Contractor has not reported to the site therefore it should be considered for retender.

			Ring beam & columns Roofing Fascia board Windows & doors Finishing						
42.	Mutumon	Tindiret	Site clearance Excavation Filling Anti-termite treatment Concrete Reinforcement Walling Ring beam & columns Roofing Fascia board Windows & doors Finishing	Gadalan ventures LTD	1,946,120.00		120 days June 2019-October 2019	10% Complete -Excavation -Foundation -Materials on site (Machine cut stones, bush stones & ballas	Contractor to be fast tracked to complete the work
43.	Kipkures	Songhor/Soba	Site clearance Excavation Filling Anti-termite treatment Concrete Reinforcement Walling Ring beam & columns Roofing Fascia board Windows & doors Finishing	Possible LTD	1,946,120.00		120 days June 2019-October 2019	0% Complete	The department should consider retendering.
44.	Chepkitilei ECD	Kapsimotwo	Site clearance Excavation Filling Anti-termite treatment Concrete Reinforcement Walling	Shawmand enterprises LTD	1,998,119.00		120 days June 2019-October 2019	0% Complete	The department should consider retendering.

			Ring beam & columns Roofing Fascia board Windows & doors Finishing						
45.	Chebilat ECD	Kaptel/Kamoiywo	100% complete	Samcos company LTD	1,968,395.00		120 days June 2019-October 2019	60% complete Site clearance Excavation Filling Anti-termite treatment Concrete Reinforcement Walling Ring beam and columns	Behind schedule, contractor to be fast tracked to complete the works.
46.	Jean Marie Seroney ECD	Songhor/Soba	Site clearance Excavation Filling Anti-termite treatment Concrete Reinforcement Walling Ring beam & columns Roofing Fascia board Windows & doors Finishing	Mayfair ventures	2,990,370.00		120 days June 2019-October 2019	100% complete	The department should consider equipping the project to operationalize

2018/2019 VOCATIONAL TRAINING CENTRES PROJECTS

S /NO	Project	Location of the Project	DESCRIPTION OF ACTIVITIES IN BQs	CONTRACTED FIRM	CONTRACTED SUM	AMOUNT PAID AS AT 17TH JULY 2020	CONTATACT DURATION /EXPECTED START AND END DATE	% COMPLETION AND ACHIEVED OUTPUT	RECOMMENDATION
1.	Construction of 1NO. classroom at Sigilaivtc	Ol'lessos	Substructure works Frameworks Roofing External and Internal walling Installation of doors and windows Finishes and electrical works				120 days June 2019-October 2019	0% complete Not yet started	Contractor failed to commenced work. To be retendered
2.	Construction of 1NO. classroom at Kipsebwovtc	Nandihills	Substructure works Frameworks Roofing External and Internal walling Installation of doors and windows Finishes and electrical works	Wilsal and atlas international	1,000,000.00		120 days June 2019-October 2019	0% complete	Contractor failed to commenced work. To be retendered
3.	Construction of 1NO. classroom at Meteiteivtc	Tindiret	Substructure works Frameworks Roofing External and Internal walling Installation of doors and windows Finishes and electrical works	Dijmate company LTD	1,030,000.00		120 days June 2019-October 2019	40% complete -Substructure complete -Walling halfway	Behind schedule Department to fast track the contractor to complete the works
4.	Construction of 1NO. classroom at	Chepterwai	Substructure works Frameworks Roofing External and Internal walling	Beruge investment LTD	999,990.00		120 days June 2019-October 2019	100% Complete	The department to consider equipping the project to operationalized

	Tangarat wet vtc		Installation of doors and windows Finishes and electrical works						
5.	Construction of 1NO. classroom at Mugen vtc	Kemeloi/ Maraba	Substructure works Frameworks Roofing External and Internal walling Installation of doors and windows Finishes and electrical works	Bekison enterprises	991,360.00		120 days June 2019-October 2019	100% complete	The department to consider equipping the project to operationalized
6.	Construction of 1NO. classroom at Serem vtc	Kabwareng	Substructure works Frameworks Roofing External and Internal walling Installation of doors and windows Finishes and electrical works	Kipu investment LTD	994,150.00		120 days June 2019-October 2019	0% complete works yet to start	The department to work closely with roads department to ensure opening of the road to the institution.
7.	Construction of 1NO. classroom at Kaptel vtc	Kaptel/Kamoiywo	Substructure works Frameworks Roofing External and Internal walling Installation of doors and windows Finishes and electrical works	Kenoru investment LTD	1,147,630.00		120 days June 2019-October 2019	30% complete Substructure works Frameworks	The site was vacated since February department should ensure that the contractor resumes works since the project is behind schedule
8.	Construction of 1NO. classroom at Kurgung vtc	Kurgung/ Surungai	Substructure works Frameworks Roofing External and Internal walling Installation of doors and windows Finishes and electrical works	Shelshan holdings LTD	990,160.00		120 days June 2019-October 2019	100% Complete	The department to consider equipping the project to operationalized

9.	Construction of 1NO. classroom at SirwaYala vtc	Chepkunia	Substructure works Frameworks Roofing External and Internal walling Installation of doors and windows Finishes and electrical works	Techsons enterprises LTD	1,186,705.00		120 days June 2019-October 2019	Not yet started	To be retendered
10.	Construction of 1NO. classroom at Kaplamai vtc	Kilibwoni	Substructure works Frameworks Roofing External and Internal walling Installation of doors and windows Finishes and electrical works	Talai logistics	1,123,020.00		120 days June 2019-October 2019	100% Complete	The department to consider equipping the project to operationalized
11.	Construction of 1NO. classroom at Kapsabet School for the Deaf vtc	Kapsabet	Substructure works Frameworks Roofing External and Internal walling Installation of doors and windows Finishes and electrical works	Laj agencies LTD	990,740.00		120 days June 2019-October 2019	100% Complete	The department to consider equipping the project to operationalized
12.	Construction of 1NO. classroom at Cheptarit vtc	Lelmokwo/Ngechek	Substructure works Frameworks Roofing External and Internal walling Installation of doors and windows Finishes and electrical works	Kipu investment LTD	999,320.00		120 days June 2019-October 2019	100% Complete	The department to consider equipping the project to operationalized
13.	Construction of 1NO. classroom at	Kapngetuny/Chemundu	Substructure works Frameworks Roofing External and Internal walling	Loijan agencies LTD	997,320.00		120 days June 2019-October 2019	100% Complete	The department to consider equipping the project to operationalized

	Chemundu vtc		Installation of doors and windows Finishes and electrical works						
14.	Jean Marie Seroney VTC	Songhor/ Soba					120 days June 2019-October 2019	Not yet started	To be retendered
15.	Construction of a Tuition block at Cheptarit vtc	Lelmokwo/ngechek		Amro solutions LTD	5,421,850.00		120 days June 2019-October 2019	Not yet started	To be retendered
16.	Construction of 1NO. classroom at Chepsire tvtc	Kaptumo/kaboi	Substructure works Frameworks Roofing External and Internal walling Installation of doors and windows Finishes and electrical works	Rofwin company LTD	999,470.00		120 days June 2019-October 2019	Not yet started	To be retendered

s/NO	PROJECT NAME	LOCATION	DESCRIPTION OF ACTIVITIES IN BQs	CONTRACTED FIRM	CONTRACTED SUM	AMOUNT PAID AS AT 17TH JULY 2020	CONTATACT DURATION /EXPECTED START AND END DATE	% COMPLETION AND ACHIEVED OUTPUT	RECOMMENDATION
1. 1.	Chematich ECDE	Kobujoi	Substructure works Frameworks Roofing External and Internal walling Installation of doors and windows Finishes and electrical works					Tendering stage	Yet to start

2. 2.	Kapsosio ECDE	chepterwai	Substructure works Frameworks Roofing External and Internal walling Installation of doors and windows Finishes and electrical works					Tendering stage	Yet to start
3. 3	Jerusalem ECDE	ndalat	Substructure works Frameworks Roofing External and Internal walling Installation of doors and windows Finishes and electrical works					Tendering stage	Yet to start
4. 4	Kungurur wet ECDE	kabiyet	Substructure works Frameworks Roofing External and Internal walling Installation of doors and windows Finishes and electrical works					Tendering stage	Yet to start
5. 5	Kibigobe ECDE	Sangalo/kebulonik	Substructure works Frameworks Roofing External and Internal walling Installation of doors and windows Finishes and electrical works					Tendering stage	Yet to start
6. 6	Kiptarei ECDE	kapsabet	Substructure works Frameworks Roofing External and Internal walling					Tendering stage	Yet to start

			Installation of doors and windows Finishes and electrical works						
7. 7	St. mark kamu ngei ECDE	chepkumia	Substructure works Frameworks Roofing External and Internal walling Installation of doors and windows Finishes and electrical works					Tendering stage	Yet to start
8. 8	Kapkanganni ECDE	kapkanganni	Substructure works Frameworks Roofing External and Internal walling Installation of doors and windows Finishes and electrical works					Tendering stage	Yet to start
9. 9	Kapnyemis ECDE	ollessos	Substructure works Frameworks Roofing External and Internal walling Installation of doors and windows Finishes and electrical works					Tendering stage	Yet to start
10. 10	Kapkoros ECDE	kapchorua	Substructure works Frameworks Roofing External and Internal walling Installation of doors and windows Finishes and electrical works					Tendering stage	Yet to start
11. 11	Chebilat ECDE	chepkunyuk	Substructure works Frameworks					Tendering stage	Yet to start

			Roofing External and Internal walling Installation of doors and windows Finishes and electrical works						
12. 12	Lemokwo ECDE	Lelmokwo/ngechek	Substructure works Frameworks Roofing External and Internal walling Installation of doors and windows Finishes and electrical works					Tendering stage	Yet to start
13. 13	Kiutany ECDE	Kaptel/kamoiywo	Substructure works Frameworks Roofing External and Internal walling Installation of doors and windows Finishes and electrical works					Tendering stage	Yet to start
14. 14	Kaptelton ECDE	Songhor/soba	Substructure works Frameworks Roofing External and Internal walling Installation of doors and windows Finishes and electrical works					Tendering stage	Yet to start
15. 15	Matema ECDE	kapsimotwo	Substructure works Frameworks Roofing External and Internal walling Installation of doors and windows Finishes and					Tendering stage	Yet to start

			electrical works						
16. 16	Senior chief katonon ECDE		Substructure works Frameworks Roofing External and Internal walling Installation of doors and windows Finishes and electrical works					Tendering stage	Yet to start
17. 17	Provision of furnitures in completed ECDE Centres	County wide						Tendering stage	Yet to start

VOCATIONAL TRAINING PROJECTS 2019/2020

s/NO	PROJECT NAME	LOCATION	DESCRIPTION OF ACTIVITIES IN BQs	CONTRACTED FIRM	CONTRACTED SUM	AMOUNT PAID AS AT 17TH JULY 2020	CONTATACT DURATION /EXPECTED START AND END DATE	% COMPLETION AND ACHIEVED OUTPUT	RECOMMENDATION
1.	Kabiyet VTC	Kabiyet						Tendering stage	Yet to start
2.	Sokkin VTC	Kosirai						Tendering stage	Yet to start
3.	Kipkaren VTC	Kipkaren						Tendering stage	Yet to start
4.	Ablution block at kiropket VTC	Kapsabet						Tendering stage	Yet to start
5.	Ablution block at kibore VTC	Kilibwwoni						Tendering stage	Yet to start
6.	Ablution block at kipsebwo VTC	Nandi hills						Tendering stage	Yet to start
7.	Ablution block at kimondi VTC	Kiptuiya						Tendering stage	Yet to start

8.	Ablution block at new kipsergech VTC	Chepkunyuk						Tendering stage	Yet to start
9.	Purchase of land at kipsergec VTC	Chepkunyuk							Yet to start

Annex 5: Lands Environment and Natural Resources

S/NO	Project name	Location	Description of activities in the BQ	Contracted firm	Budgeted /Estimated Cost	Contracted amount	Amount paid as at 17th July,2020	Contract duration(expected start &end date)	Status(% completion&achieved outpour)	Remarks
1.	Kabiyet Water Project	Kabiyet	-Construction of 30m³ pressed steel elevated tank -Supply and lay 1″ P.V.C Pipes 300No. -Supply and Install submersible pump -Repair of 4′′ R ising main -Rehabilitation of distribution pipe network -Completion of treatment works -De-silting of intake and repair of pump house			2,539,662			Not operational.	Incomplete treatment works, Power yet to be connected , Rehabilitate source and raising main, train PMC
2.	Kiptek Water Project	Kabisaga	Construction Of 50m³ Storage Tank -Supply And Lay 2″ P.V.C Pipes 800no.			2,008,937			Not operational.	No pumping set at the source Power yet to be connected Train PMCs

			-Supply And Install Pump Set -Supply Of Electricity							
3.	Kabisaga Sigot Water Project	Kabisaga	-Construction Of Weir -Supply And Lay 2" P.V.C Pipes 250no. -Construction Of 50m^3 Storage Tank			2,590,900			Yet to start	Has been retendered. Contractor never reported to site
4.	Chesiliel Water Project	Kabisaga	-Construction Of Weir -Supply And Lay 2" P.V.C Pipes 250no. -Construction Of 50m^3 Storage Tank Network -501 No-3km			1,347,823			Complete as percontracted works though ot operational	Not operational. Incomplete works include branding of the tank and spring protection. More allocation to be factored for pump set, pump house, collection sump, connection to power and rising main.
5.	Kurgung Township Water Project	Kurgung /Surungai	-Supply and install pump set -supply and lay 2" GI pipes 4 No			667,500			Not Operational	Requires: Electric Connections, Rehabilitation of the raising main
6.	Kamung'ei Water Project	Kurgung /Surungai	-Supply and lay 1" PVC 1000 No, 1 ½ PVC 300No and 2" PVC 4000			1,376,000			Complete and partially operation	Partially Operational. Ongoing works (laying of pipes and back filling of trenches) More allocation for storage/back up tanksfor schools and other facilities and spring protection

7.	Sarora Water Project	Kurgung /Surungai	-supply and install the pump set -supply and lay 4″ G.I pipes, 3″ PVC 10 No And 2″ PVC 50No.			500,000			Complete per BQ	It requires Repair of worn out control valves
8.	Sing'ore Water Project	Kurgung /Surungai	-Supply and lay 1″ PVC 1000 No		500,000	460,000			Yet to start	Has been retendered. Contractor never reported to the site
9.	Chemesis Water Project	Kurgung /Surungai	-Supply and lay 1″ PVC 800 No Construction of Storage tank-25M^3		400,000	350,000			Yet to start	Has been retendered. Contractor never reported to the site
10.	Ngariet/Kabruce Water Project	Ndalat	Construction Of 50m^3 Storage Tank -Supply And Install Submersible Pump With Complete Accessories. -Purchase, Supply And Lay 4″ Rising Main 336 No. Pvc -Supply And Lay 1 ½'' Distribution Network - 501 No-3km		900,000	881,813.73			Complete but not Operational	Project yet to be operational due to the cost of electricity. PMC to come up with modality of power payment.
11.	KamulatPrimary Water Project	Ndalat	-Construction of 50m3 Storage tank -Supply and lay 2″ PVC pipes-800 No		2.3M	1,857,154			Complete but not operational	There is issues on pump operator to be sorted

12.	Chebarus Water Project	Ndalat	-Supply and lay 2" PVC pipes-800 No -Relocation of Rising main from the road- - Supply and lay2" and 1$^{1/2}$"PVC pipes (3KM)		1.4M	1,220,000			Complete but Not operational	It requires Relocation of Rising main from the road-
13.	Chepterwai Water Project	Chepterwai	Rehabilitation of the tank pipework			1,715,850			Not operational	No Electric connection to the pump, repair distribution pipes, Train PMC
14.	Sosiot Water Project	Chepterwai	-Supply and lay 1$^{1/2}$" PVC 700 No, 1"PVC pipes 1000no		1.6M	1,347,823			Complete and Operational	It requires Extension of distribution line
15.	Soiyet Water Project	Chepterwai	-Construction of 50M^3 Storage tank -construction of weir		1.4M	1,900,630.20			Complete and operational	Requires distribution more distribution pipes, fence the water source to curb encroachment.
16.	Marerbei Water Project	Sang'alo/Kebulonik	Construction of 50M^3 Storage tank -Construction of 2 spring protections -Supply and lay 1" PVC 1000 No		2M	1,827,151.25			Complete and operational)(10HH).	Low water volume at the source. Requires fencing of source, felling of the eucalyptu, alternative source Train PMCs, ensure agreement between contractors
17.	Kapkorio Water Project	Sang'alo/Kebulonik	-Supply And Lay 3" Pvc 800 No			1,672,000			Complete and not operational	Broken main pipes requires repair, Train management committees
18.	Tabolwa Water Project	Sang'alo/Kebulonik			2.1M	2,569,500			complete and operatio	Requires: Alternative water source since the existing source is seasonal, Fencing of

			Supply and lay 3" PVC 300 No, 1"PVC pipes 665no. and 3" G.I 10 No.						nal (12 HH)	source to avoid encroachment, Train PMCs
19.	Sarugaa water project	Kipkaren	-Supply and Lay 4" P.V.C C/D Pipes 100 No. -Supply and Lay 2"PVC C/D Pipes 360 No	Sakidom ltd	889,396	1,050,756				
20.	KapsertonWater Project	Kipkaren	Construction Of 50m³ Storage Tank -Purchase, Supply And Lay 3" Gravity Main 700no. Pvc Supply And Lay Distribution Network-326 Pvc Pipes 1 ½''		3.6M	3,190,000			**Complete and operational)**(80HH)	Location of the tank not favourable for residents on the upper side requires additional tank to cover the upper side and distribution pipes.
21.	Kimong Water Project	Kipkaren	-Construction Of 50m³ Storage Tank -Supply And Install Solar Modules, Erection Stands With Complete Accessories -Supply And Install Surface Pump With Complete Control Unit. -Purchase, Supply And Lay 3" 700No. PVC		5.8M	5,830,101.50			**Complete and** Partially **operational)** operational (20HH)	Requires more distribution pipes

			-Extension Of Distribution Network-220 PVC Pipes 1 ½''							
22.	Kapchiley water project	Nandi hills	Construction of 50m3 masonry storage tanks and 25m3 Laying of a distribution line Laying of a rising main Supply and installation of an hydram Construction of a simple chlorination tank		1.5M	1,572,672.68			Not Operational	Pipes laid for 80 HH, Water source to be identified, repair of the cracked tank. Pumping unit required
23.	Talal water project	Nandi hills	Construction of 6No masonry storage tanks Desilting Weir construction Laying of gravity main 6Km 3″ Laying of distribution lines of 6Km 1″ Fencing Filter media due to the colour in water		550,000	513,110			Complete and Operational	100 households have benefited. Requires more distribution pipes, another tank, Water treatment plant and fencing of the weir
24.	Kapsean water project	Nandi hills	Construction of 3 masonry storage tanks i.e. 100m3,50m3and 50m3. KPLC connection Pump house		495,000	495,640			Not operational	Not operational. It requires the following to be operational.; Installation and pump testing

			Store Complete pump set Raising main Distribution line Spring protection Fencing Installation of pump and testing							-Supply of KPLC meter to be completed
25.	Mosine water project	Nandi hills				275,000			Operational	Realization of full potention of the project requires connection of main pipes to cover all target Households, Train PMCs
26.	Kapkwang water project	Nandi hills	Laying of gravity line from an existing protected spring Construction of 25m3 storage tank		443,000	249,875			Complete and operational	18 households currently being served with water. Training of PMCs should be done.
27.	Kapkaititon water project	Chepkunyuk	Construction of weir Gravity pipeline 4and 3″ Storage tanks 100m3 and 2No50m3 Distribution network		1,950,000	1,983,562			Complete and Operation	-150 households are currently connected -Construction of an additional tank at Mulango to serve target HH,
28.	Siwo water project	Chepkunyuk	Rehabilitation of the weir Construction of pipeline			155,000			Complete and operational	Requires additional pipes, Non return tank valve to retain water, -Operational with an existing pump set and connected to 30 house

										holds,7 schools and a dispensary
29.	Lelwak A water project	Chepkunyuk			1.5M	1,450,640				
30.	Kungut Solar Water Project	Chepkunyuk	Construction of 25m3 masonry storage tank. Construction of a complete solar module Construction of 10m3collection sump Installation of submersible pump Laying of using main (purchase and lay) Laying of distribution line (Purchase and lay) Fencing of the source Installation of float switch at the sump Construction of a storage base to 10m3ken tank		3.8M	3,800,000			Complete and operational	Serving 20 households however,it requires Fencing of the source and a new source to be constructed
31.	Kamachile water project	Kapchorwa	Construction of weir Gravity pipeline 100m3 storage tank Distribution network		3.4M	3,494,266			Not operational	-works were not done because there was no way leave consent from Kenya forest service.Way leave from KFS and WRMA required. Process of acquiring easement and way leaves ongoing, pipes on site

32.	Kapsimbwai water project	Kapchorwa	Construction of weir Gravity pipeline 3″,2½″and 2″ Storage tanks Distribution network		740,000	415,000			Complete and operational	120 households are currently connected
33.	Kiteiga/ Kapkoros water project	Kapchorwa				400,000			Complete and operational)	-90 households are currently connected -Illegal collections and vandalism of pipes. Requires additional tank,
34.	Cherobon water project	Ollessos	Construction of 2No 50m3 masonry storage tanks. Construction of weir Purchase and lay a gravity line Purchase and lay distribution lines		2.2M	2,262,295			Complete and operational	150 households connected to water. Training of the management committees and users for the operation and maintenance of the project
35.	Keben/Koilot water project	Ollessos	Construction of weir Gravity main 4″ 1Km Construction of 2No 90m3 tanks and 3No 50m3 tanks and additional 1No 5m3 tank. Distribution network Meters		1,095,000	1,069,200			Complete and operational	-250 households are currently connected -Well Managed by a cooperative society Illegal connections and vandalismof pipes. Requires: Expansion of the weir and replacement of asbestos pipes
36.	Cheptuing'eny water project	Ollessos	Extension of pipeline from Keben/Koilot water project to connect Cheptuingeny village Meter installation		920,000	920,000			Complete and operational (20HH)	Requires more distribution lines

37.	Kiminda Water Project	Kapsabet				3,268,470			Not operational	Requires. Electric connection, distilting of dam
38.	Meswo Water Project	Kapsabet	-Construction of spring protection. -Construction of sump. -Construction of pump house. -Construction of 100m3 tank. -2.0 km 2''dia Rising main. -5.0km-2''&1 ½''dia. Distribution pipeline. -Purchase and installation of Punpset.		600,000	597,500			Yet to start	Has been retendered in the Fy 2018/2019.
39.	Kaptendon/Arwos Water Project	Kilibwoni	-Construction of spring protection. -Construction of pump house. -Construction of 50m3 tank. -1.5 km Rising main. -5.0km Distribution pipeline. -Purchase of pumpset.		800,000	855,000			Complete but not operation	Operational-community has not made individual connections -requires election of management committee
40.	Emdin / Kapnganio Water Project	Kilibwoni	Installation of the pump set		177,000	175,000			Not operational.	Requires electric connection

41.	Lomiringai Water Project	Kilibwoni	*Installation of a pump set* *-Construction of a masonry tank 10M³* *-Construction of a pump house* *-Construction of a masonry valve chamber*		2.1M	2,075,452			Not operational.	Requires electric connection -damaged pipes due to road construction
42.	Kaplamai Water Project	Kilibwoni	-Construction of weir. -Construction of 25m3 sump. -Construction of pump house. -Construction of 50m3 tank. -0.6km Rising main. -5.0km Distribution pipeline. -Purchase and installation of pump set. -Purchase and installation of Solar modules.		4,900,000	4,936,278.80			Not operational	Low water level at weir Requires distribution lines and de-silting of weir
43.	Sugutek Water Project	Kilibwoni	Spring protection. -Construction of sump. -Construction of pump house. -Construction of 50m3 tank. -Construction of 25m3(2no.)		1.1M	690,000			Complete and operation	Operational serving upto120HH Requires: additional distribution pipes and water pump.

			-2.0km Rising main. -10km Distribution pipeline. -Purchase of pump set.							
44.	Kipsugur Water Project	Kapkangani	-Construction of 2no. spring protections. -Construction of 25m3 tank. -0.5 km Gravity main. -4.0km Distribution pipeline.		1.4M	1,379,760			Complete and operational	Operational Requires a storage tank, fencing of spring area and tap at the spring to avoid vandalism.
45.	Kiborgok Water Project	Kapkangani	-Construction of spring protection. -Construction of 50m3 tank. -0.5 km Gravity main. -7.0km Distribution pipeline.		2M	1,873,390			Stalled	Incomplete main intake and pipeworks from the spring due to way leave issues. 15HH and 1 School using alternative intake. Requires way leave from KFS for construction of spring protection and layingof pipes
46.	Cheptol Water Project	Kapkangani	4.0km Distribution pipeline.		856,000	856,375			Complete and partly operation	Repairs on the distribution pipes along Kapkangani Centre is reuired. Pipes were destroyed during road constructionby County machines
47.	Chepkumia Water Project	Chepkumia	-Construction of 2no. weirs. -Construction of 50m3 tank-1 no..		2.8M	2,833,122.50			Complete and operational	80 households connected to clean water Operational Requires land agreement with owner

			-Construction of 100m3 tank-1no. -4.0 km Gravity main. -10.0km Distribution pipeline.							of land where tank is constructed, training of PMCs on sustainability issues.
48.	Kibungu Water Project	Chepkumia	Construction of weir. Construction of 100m3 tank. -6.0 km Rising main. -5.0km Distribution pipeline.		1.2M	1,249,500			Partially operational	Operational Requires a parallel gravity main to be done.
49.	Chepsui water project	Kiptuiya	Spring protection		410,000	406,650			Complete and operational	Protected Spring operational but no piped water to HH. BQ required two springs to be protected but found one protected spring. Project Requires: Masonary storage tank, main rising and distribution pipes
50.	Kapkitara water project	Kiptuiya	Construction of weir -construction of 50m3 storage tank in forest -Purchase and lay of 500no 2" P.V.C class D pipes -Assorted fittings		1.89 M	1,892,805			Partially operational	Requires: Disilting of weir, construction of an additional tank, distribution pipes, cut off drainage system to divert surface run off.

51.	Kaptabongen water project	Kiptulya	450			1,550,000			Not Operational	Raising main done but requires Storage tank, proper construction of the source and distribution pipes
52.	Kiboswa water project	Lelmokwo /Ngechek	Hydram and Weir construction and pipework		750,000	750,000			Yet to start	Has been retendered in the Fy 2018/2019. Contractor never reported to the site
53.	Lamaiywo water project	Lelmokwo/Ngechek	Construction of Intake weir -Supply and Laying of Gravity pipeline Supply and laying of distribution pipeline. -Construction of 50m3 tank		1.4M	900,000			Yet to start	Been Retendered.
54.	Biribiriet water project	Lelmokwo/Ngechek	Construction of weir -Purchase and lay of 500no 2″ P.V.C pipes class D -Purchase and lay of 350no 3″ P.V.C pipes class D -Purchase and lay of 500no 1″ P.V.C pipes class D -Assorted fittings		2.9M	2,960,300			Stalled	There is need to retender the works.
55.	Reberwa/ Belekenya water project	Kosirai				2,430,000			Not operational	Water collected from the protected spring with no connections to the house holds. BQ specifications required electric pumpset and supply of

										electricity but found out a diesel pump installed. Requires: supply and laying od distribution pipes and testing of the pump, renovation of the sanction sump and additional tanks
56.	Mateget water project	Kosirai	Tank repair -Purchase and lay of 350 no2″ P.V.C pipes class D -Purchase and lay of 700 no1″ P.V.C pipes class D -Assorted fittings		1.6M	1,608,750			operational	Temparing of pipes during road construction affected Households that earlier benefited from the project. Requires: Repairs of the damaged pipes,Fixing of a meters, additional distributional pipes and training of PMCs.
57.	Kombe water project	Kaptel/ Kamoiywo	Purchase and lay of 800no 3″ P.V.C class D pipes -Purchase and lay of 20no 3″ G.I pipes			4.3m			Operational	30 households Requires additional storage tank and distribution pipes
58.	Chepsogor solar water project	Kaptel/ Kamoiywo	Supply and installation of solar panels -Supply and installation of pupmset -Construction of a pump house -construction of 50m3 masonary storage tank -construction of 25m3 suction sump		5M	4,965,863			Operational	-20 households -Requires more distribution pipes and tank for realization of its full potential

59.	Samoo/Kapsoen water project	Chemundu/Kapngetuny	-Spring protection		350,000	308,900			Operational	Protected spring leaking due to poor workmanship. Requires rehabilitaionof spring, raising main, tanks and distribution pipes.
60.	Tuiyobei water project	Chemundu/Kapngetuny	-Spring protection		360,000	358,850			Operational	Water collected from the protected spring but no piped water to hoseholds Requires: Rhabilitation of the spring, construction of cut off drainage system to divert run off, raising main, water tank and distribution pipes.
61.	Kisabei water project	Chemundu/Kapngetuny	-Repair of 100m3 tank -Purchase and lay of 500no 1 ½ ″ P.V.C class C pipes		500,000	475,000			Operation	-More distribution lines to be put up
62.	Kalyet water project	Chemundu/Kapngetuny	Purchase and laying of 2″ 330 P.V.C class D pipes		500,000	424,500			Operational	Requires Supply of GI pipes to replace the damaged ones, assorted fittings and more distribution pipes.
63.	Kamurguiywo water project	Chemundu/Kapngetuny	-Construction of a 50m3 masonry storage tank -purchase and lay of 250 1 ½ " P.V.C class pipes			1,162,234			Complete but not Operational	Requires Water to be sourced from KANAWASCO, more distribution lines and metering system.
64.	Nandi primary water project	Chemundu/Kapngetuny	Construction of 50m3 masonry storage tank		1.1M	1,153,761			Stalled	Not operational. Some pipe works not done and no connection from KANAWASCO

			-Purchase and lay 250no 1 ½ " P.V.C class C							
65.	Chelambut Water Project	Tinderet	-Construction of intake weir. -Supply and lay 2''dia Gravity pipeline.=3.3km -Construction of 50m3 tank. -Supply and lay 1 ½''dia Distribution pipeline		1M	974,886.15			Partially operational (70HH)	Operational Requires More distribution pipes and an additional tank Source requires fencing
66.	Atebwo Water Project	Tinderet	-Construction of spring protection. -Construction of 25m3 tank. -Supply & laying of gravity line. = 350no1 ½''dia .pvc. -Supply and lay distribution line. =300no 1 ''dia.pvc.		1.1M	990,000			Partially Operational	Low volume of water at the source, Requires: New alternative source with sufficient water/all season, more distribution pipes, storage tank and training of PMC.
67.	Tulwopmoi Water Project	Tinderet	Construction of Intake weir -Construction of 25m3 water tank. -Supply and lay 2''dia Gravity pipeline -Supply and lay 1 ½''dia.pvc. Distribution pipeline		1M	912,000			Complete but not operational	Tank is complete but requires distribution pipes and another storage tank
68.	Togomin Water Project	Tinderet	Gravity mainline Spring protection		706,950	452,295			Partially operatio	Requires more distribution lines

									nal (70HH)	
69.	Sarwat Water Project	Tinderet				890,000			Yet to start	Retendered in the Fy 2018/2019. Contractor never reported to the site
70.	Kiptebes (kabutie) Water Project	Songhor /soba	Construction of Spring protection (by World vision). - Supply and Laying of Gravity pipeline=250no.2''dia pvc (-Supply and laying of. Distribution pipeline. =750no 2''dia.pvc -Construction of 50m3 tank-1 no.			729,561			Partially y operatio nal (72HH)	Requires: Spring protection, more distribution pipes, additional storage and GI pipes on rocky places and crossing road
71.	Mombwo Girls'sec school Water Project	Songhor /s	-Construction of Spring protection -Supply and lay 1 ½''dia Gravity pipeline .=2.0 km) -Construction of 25m3 water tank-Supply and lay 1 ½''dia		850,0 00	800,285			Partially operatio nal	The school draws water from the project. Requires additional storage tank and distribution lines to serve the neighbouring households.
72.	Kapsoen/ Samutet/ Kaptebengwo Water Project	- Songhor /soba				1,419,37 5			Partially operatio nal (12HH and 2 schools)	Requires additional tank and distribution lines
73.	Sitet/Taunet Water Project	Songhor /soba	-Construction of Intake weir. (2018/19fy).		680,0 00	671,525			Partially operatio	Requires fencing of the spring, additional tank

			-Construction of 25m3 tank. (2017/18fy). -5.0 km 2''dia.pvc Gravity main.(2016/17fy) -4.0km Distribution pipeline.						nal (12HH)	and more distribution lines
74.	St.Peters Sec.andPri.shools Water Project	Songhor / soba	-Spring protection-2no. -Construction of 25m3 tank. -Supply & laying of gravity line. = 200no1 ½''dia .pvc. -Supply and lay distribution line. =200no 1 ''dia.pvc		500,000	499,530			- Partly operational. point source	Soring protected. Requires raising main, construction of a tank and distribution lines
75.	Kipsenende Water Project	Chemase	-Construction of spring protection. -Construction of 25m3 tank. - Supply & laying of gravity line. = 150no1 ½''dia .pvc. -Supply and lay distribution line. =750no 1 ''dia.pvc.		1.5M	1,385,188.25			Partially Operational (31HH), Tambul primary and Sato cattle dip	Requires more distribution pipes, an additional tank, traning of PMC and sensitize community on project sustainability and ownership It also requires rehabilitation of pipeline damaged by transport tractors
76.	Potopoto Dispensary Water Project	Chemase	- Supply and lay 3''dia Rising main. Construction of 50m3 water tank -Supply and lay 1 ½''dia.pvc. Distribution pipeline =1.5km		400,000	390,000			Operational	Operational The source requires a sand filter -There is need for a treatment plant -Fensing of the spring.

			-Construction of Pump house. -construction of Suction sump.							
77.	Lamaiywo Water Project	Lelmokwo /Ngechek	-Construction of Weir -Construction of pipeline	Clint co.	733,860	786,500			Yet to start	Retendered
78.	Chemutia Water Project	Chemase	-Construction of spring protection. -Construction of 25m3 tank. - Supply & laying of gravity line. = 200no2''dia .pvc. -Supply and lay distribution line. =800no 2''dia.pvc.		2M	2,089,515			Partially Operational (10HH)	Requires: More distribution pipes, an additional tank. -Low water level at the source New source with enough water or disilting of the source.
79.	Ngariet Water Project	-Kapsimotwo	-Construction of 15m3 sump. -Construction of 100m3 tank. (2015/16fy). -150 m 2''dia Rising main.=25no pvc pipes.(2016/17fy) -2.7km-2''dia.pvc. Distribution pipeline.=450no pipes.(2016/17fy). -Connection of power to source.		1M	993,000			Partially operational (55HH)	Requires More distribution pipes and an additional storage tank

			-Purchase and Installation of Punpset.							
80.	Kiptegaa Water Project	-Kapsimo two	-Construction of intake weir. -Construction of 50m3 tank. - Supply & laying of gravity line. = 350no1 ½''dia .pvc. -Supply and lay distribution line. =800no 1 ½''dia.pvc.		1.4M	1,434,600			Partially y Operational(18HH and 1 primary school)	Requires more distribution lines, additional tank and spring protection.
81.	Chematich Water Project.	Kapsimo two			1M	927,325			Yet to start	Requires: Electric Connection and pump set
82.	Chepsangor Water Project	Kapsimo two.	-Construction of intake weir.(2017/18fy) -Construction of 100m3 tank. -Supply and lay 3''dia Gravity pipeline.=5.0km -Supply and lay 1 ½''dia Distribution pipeline(2017/18fy).=4.0km -Construction of a water kiosk.		1.3M	1,157,000			Not Operational	Need to be redesigned Poor design at the intake The distribution pipes from the intake are too narrow thus affecting the connection and flow of water to the storage tank
83.	Sugutek Water Project	Koyo/Ndurio	Gravity mainline Spring protection		1.15M	1,157,000			Not Operational	Main tank requires repairs
84.	Koyo Water Project	Koyo/Ndurio	Power connection Pipeline rehabilitation		1,705,000	1,155,000			Yet to start	Construction of new 100m3 tank as the

										existing tank is leaking and requires renovation
85.	Togomini(kapsaos water project	Koyo/ndurio	Spring Protection Construction of gravity pipeline	Sankori Inv Ltd	1,022,950	1,111,990.25			Yet to start	**retendered**
86.	Chemalin Water Project	Koyo/ Ndurio	-Pump house finishing -Distribution pipeline		603,800	920,000			Partially operational (80HH)	Requires more distribution lines, fittings and capacity building of project management committee
87.	Sarma Water Project	Kaptumo/ Kaboi	Laying of distribution main line Dam disilting		920,000	1,514,757.80			Not Operational	Requires Fittings, More distrbution pipes Power connection, upgrading of the sanction area, ore gate valves and disilting
88.	Koimue Water Project	Kaptumo/ Kaboi	-50M3 tank construction -Gravity main -Distribution line		1,514,757	2,623,910			Partially operational (60HH)	Requires more distribution lines and fencing of spring, GI pipes to be considred in rocky places and water treatment
89.	Mosombor Water Project	Kaptumo/ Kaboi	-Laying of Gravity main line -Weir construction		2,623,910	469,590			Not operational	Low volume at the source. Requires more distribution pipes, and an alternative source with sufficient water.
90.	Mugundoi Water Project	Kaptumo/ Kaboi	Distribution main line		469,590	469,590			Operational	Pump should be installed
91.	Kambare Water Project	Terik	Gravity mainline 50M3 Tank construction Spring protection		2,184,703	2,184,703			Not Operational	Some sections were vandalized from the source

92.	Kamanka Water Project	Terik	-Gravity mainline -Spring protection		1,900,000	1,180,900			Not Operational	Not Operational Requires distribution lines and fittings
93.	Kapchemai Water Project	Terik	-Gravity mainline -50M3 Tank construction			1,720,736			Partially operational (9HH)	More distribution pipes and tank required
94.	Kamimei Water Project	Kemeloi /Maraba	Gravity mainline			706,950			Yet to start	Retendered in 18/19
95.	Kaptumek Water Project	Kemeloi /Maraba	Gravity mainline Weir construction			2,053,550			Operational	5h/h connected and 2No institutions ie Kaptumek sec school and pri school Requires additional tank, spring protection and conservation.
96.	Mugang Water Project	Kemeloi /Maraba	Gravity mainline Spring protection			2,053,550			Complete and operational	15h/h connected Requires 100 No 2" pipes to connect to main tank
97.	Kabwareng Water Project	Kabwareng	Distribution pipeline 100M3 storage tank			4,278,642			Operational	300 connection Requires more distribution lines and training of PMCs for maitenance
98.	Kobujoi Water Project	Kobujoi	Distribution pipeline			3,710,000			Operational (220)	-200 connections Requires more distribution lines , additional tank, training of PMCs and sensitize public on individual connections
99.	Sugut/ Chebilat Water Project	Kobujoi	Distribution pipeline		800,000	790,800			Complete and operational	50h/h connected Requitres more distribution lines

FY 2018/2019 Water Projects

S/NO	Project/Sub Programme Name	Location	Description of activities in the BQ	Contracted firm	Budgeted /Estimated Cost	Contracted amount	Amount paid as at 17th July,2020	Contract duration(expected start &end date)	Status(% completion& achieved outpour)	Remarks
1.	Sinende water project	Kemeloi/maraba	Construction of weir Pipeline laying	Nandi Rock Agencies	,256,048	1,307,658			Complete and operational	
2.	Kamimei water project	Kemeloi/maraba	Construction of pipeline	Orlink Ltd	700,000	682,500			Complete and operation	
3.	Kemeloi water project	KemeloiMaraba	Construction of pipeline	Lanev Company Ltd	1,697,000	1,701,500.00			Yet to start	**retendered**
4.	Mugang water projct	Kemeloi/maraba	Construction of the masonry tank	Kitokoki	796,765	835,475			Ongoing	
5.	Togomini(kapsaos water project	Koyo/ndurio	Spring Protection Construction of gravity pipeline	Sankori Inv Ltd	1,022,950	1,111,990.25			Yet to start	**retendered**
6.	Enego/ndurio water project	Koyo/ndurio	-Spring Protection Construction gravity of pipeline	Vaden Agencies		3,300,000			Yet to start	**retendered**
7.	Siwo water project	Koyo ndurio	Rehabilitation of the weirConstruction of pipeline	Glanston Company	1,699,627	1,775,978			Yet to start	**retendered**
8.	Kona water project	Terik	Equipping of Kona borehole	Rokitek Technologies	1,695,000	1,700,000			Complete and operational	

9.	Cheptangai water project	Terik	Construction of Spring Protectio Construction of 25M³ Sump Construction of pump House Purchase of pump set	Khiada Logistics Ltd	3,290,997	3,300,000			Yet to start	**Retendered**
10.	Ibanja water project	Kaptumo/kaboi	-Construction of Weir -Construction of pipeline	Talai Logistics	1,352,319	1,252,923			Yet to start	**Contract terminated Funds to be used in purchase of distribution line for ibanja sub-location**
11.	Mosombor water project	Kaptumo/kaboi	-Construction Of 50m^3 Tank	Stelnet	1,024,719	1,043,419			Yet to start	Contractor yet to begin Work. There was change in scope of work
12.	Mugundoi water project	Kaptumo/kaboi	-Construction of pipeline -Installation of electric pump and accessories	Juvice Agencis9	991,786	1,003,658			Complete and operational	
13.	Teldet water project	Kaptumo/kaboi	-Construction of Weir -Construction of pipeline	Ryanbran co. ltd	1,726,300	1,736,610			Yet to start	Contractor yet to begin Work. Way leave from KFS required

14.	Shanga water project	Kobujoi	Construction of Spring protection -Construction of Rising Main	Jimmet Technology Solutions ltd	1,980,071	1,958,219			Stalled	Contractor requested partial payments to enable him complete the works
15.	Kaptumek water project	Kemeloi/maraba	-Construction of 50M³ Tank -Construction of pipeline	Hillsan Invest ltd	1,144,994	1,156,867			Yet to start	Retendered
16.	Kaptilol water project	Kobujoi	-Construction of 50M³ Tank -Construction of pipeline	Uva world ltd	1,230,377	1,236,842			Complete and operational	Community are now connected to clean water
17.	Kobujoi water project	Kobujoi	Construction of distribution pipeline	Buma Const. ltd	677,937	724,939			Complete and operational	Community are now connected to clean water
18.	Asurur water project	Kobujoi	Construction of gravity pipeline		1,863,000	1,700,800.00			Yet to start	Retendered
19.	Kabwareng A water project	Kabwareng		Mayfair Ventures Ltd	1,885,750	1,904,716			Yet to start	Retendered
20.	Kabwareng B water project	Kabwareng		Raynard Ltd d	3,000,000	3,003,995			Yet to start	Retendered
21.	Chemarot water project	Lelmokwo/ngechek	• Construction of weir • Pipework Construction of a 50M3 masonry tank	Chamgaa Investments ltd	3,298,057	3,300,000			Yet to start	There is change in scope of works from gravity to solar pumping system. -The owner of

										the source denied the source to be protected
22.	Chepteon water project	Lelmokwo/ ngechek	-Spring Protection -Construction gravity of pipeline		905,000	913,500.00			Ongoing	
23.	Lamaiywo Water Project	Lelmokwo /Ngechek	-Construction of Weir -Construction of pipeline	Clint co.	733,860	786,500			Stalled Pipes supplied	Land ownership issues
24.	Biribiriet water project	Lelmokwo/ngechek	Construction of weir Construction of pipework	Korapoor Co. ltd	2,999,470	2,962,754.00			Yet to Start	Behind Schedule.
25.	Kiboswa water project	Lelmokwo/ngechek	Hydram and Weir construction and pipework	Jajes Gen	750,000	750,000.00			Yet to start	There is change in scope of work.
26.	Chemarmar water project	Kiptuiya	Spring Protection	Masar Contrac.	395,940	400,000.00			Complete Operational	Community connected to clean water
27.	Kiptuiya water project	Kiptuiya	Spring Protection	Evic Agencies	369,460	400,000.00			Complete and operational	Community connected to clean water
28.	Kamusere a water project	Kiptuiya	Spring Protection	Robiwin Ventures	401,920	400,000.00			Complete and operational	Community connected to clean water
29.	Kapkitara water project	Kiptuiya	Construction of a weir Pipework and diesel pump	Sakenya ltd	1,796,391	1,800,000.00			ongoing	Works ongoing though behind the schedule
30.	Kaptobongen water project	Kiptuiya	Construction of 2No. Weirs	Rucar ent ltd	1,216,400	1,100,000.00			Complete and operational	Community connected to clean water

			-Pipework							
31.	Kiptuya B Water Project	Kiptuiya	Spring Protection	Kuleei co. ltd	389,520	400,000.00			Complete and operational	Community can fetch clean water from the spring
32.	Mwein Water Project	Kiptuiya	Spring Protection	Toiyoi inv	497,800	500,000.00			Complete and operational	Community can fetch clean water from the spring
33.	Kaptel water project	Kaptel/kamoiywo	Construction of a weir Pipework	Yasuke group ltd	1,609,370	1,677,830.00			ongoing	Works ongoing
34.	Chepsogor water project	Kaptel/kamoiywo	Construction of pipework	Civited co.	1,670,370	1,632,170.00			Complete and operational	Community connected to clean water
35.	Kombe Water Project	Kaptel/ Kamoiywo	Construction of Weir	Harman n Auto ltd	502,000	520,800			Yet to start	Retendered
36.	Kapsisiywa water project	Kaptel/ kamoiywo	Construction of pipework	Jigosha ent. ltd	285,500	325,000			Yet to start	Retendered
37.	Kibaliach Water Project	Kaptel/ Kamoiywo	Construction of a weir Pipework and diesel pump	Bimons gen. ltd	854,000	855,000			Complete and not operational	
38.	Kapkechui water project	Chemundukapngetuny	Equipping a borehole	Bemja holdings	4,294,135	4,300,000.00			ongoing	
39.	Kisabei Water Project	ChemunduKapngetuny	Pipework and repair of 50M^3 storage Tank	Delikecol group ltd	1,296,000	1,300,000			ongoing	
40.	Samutet B Water Project	ChemunduKapngetuny	Construction of pipework	Civited co ltd	450,300	499,150			Complete and operational	
41.	Tuiyobei water project	Chemundukapngetuny	Repair of 50M^3 Storage Tank	Mokel inv ltd	398,800	400,000			Ongoing	Works ongoing

42.	Kunurter Water Project	Kosirai	Construction of weir Construction of pipework	Viewlink Agency ltd	1,054,190	1,028,110			Complete and operation	
43.	Kokwet water project	Kosirai	Rehabilitation of Spring Protection Construction of pipework	Laj Agencies	676,750	690,450.00			Complete and operation	
44.	Kapkeben water project	Kosirai	-Construction of Weir -Construction of pipework	Kimsan services	2,590,050	2,609,550.00			Complete and operation	
45.	Mateget Water Project	Kosirai		Fasiju gen. Supp	220,750	221,600.00			Complete and operation	
46.	Reberwo Water Project	Kosirai	Construction of 25m³ sump	Shishacks co ltd	450,340	450,910.00			Complete but not operational	Requires construction of a pump house
47.	Kakiptui water project	Kipkaren	Construction of 50m3 Masonry Tank -spring protection -Supply and Lay 2" PVC C/D Pipes -400 No & G.I, 2 No.	Gateweb express ltd	3,258,882	3,263,713.75			Yet to start	Retendered
48.	Sarugaa water project	Kipkaren	-Supply and Lay 4" P.V.C C/D Pipes 100	Sakidom ltd	889,396	1,050,756			Yet to start	Retendered

			No. -Supply and Lay 2"PVC C/D Pipes 360 No							
49.	Kapserton water project	Kipkaren	-Supply and Lay 2"PVC C/D Pipes 320 No & G.I 6no.	Gilser holdings ltd	903,660	904,260			Complete and operational	Community connected to clean and safe water
50.	Kaptebe water project	Kipkaren	Spring protection	Lylana inv ltd	385,455	371,050			Yet to start	Retendered
51.	Kimong water project	Kipkaren	-Supply and Lay 1 ½" PVC C/D Pipes 220 No	Lekeme holdings ltd	440,490	422,310			Ongoing	Works ongoing
52.	Kabchebose spring	Chepterwai	Spring protection	Chenake agencies ltd	506,106	544,359.40			Complete and operational	Community can fetch clean water from the spring
53.	Tiret water project	Chepterwai	Spring protection	Barmarent	528,568	544,359.40			Complete and operational	Community can fetch clean water from the spring
54.	Ainapmoi spring	Chepterwai	Spring protection	Dijmate co ltd	558,051	544,359.40			Complete and operational	Community can fetch clean water from the spring
55.	Sosiot springs	Chepterwai	Spring protection	Sevico agencies ltd	525,442	544,359.40			Complete and operational	Community can fetch clean water from the spring

56.	Korla springs	Chepterwai	Spring protection	Merlu agencies ltd	500,180	544,559.40			Yet to start	Retendered
57.	Chepterwai water project	Chepterwai	-Supply and Lay 3"PVC C/D Pipes – 100 No -Purchase, supply and lay2" pipes PVC c/d,no.500 -Repair and rehabilitation of the tank	Mikola ent ltd	2,195,000	2,230,000.00			Complete but not operational	KPLC has not connected the power to make it operational
58.	Kimogoch water project	Kabisaga	·Spring protection -Construction of pump house ·Construction of 25M^3 masonry tank -Purchase of pump and installation of suction line	Roxiwa ent ltd	3,190,896	3,293,134.45			Phase one of the contract complete but not operational	Requires more additional phases
59.	Sigot water project	Kabisaga	-Purchase and Install Submersible Pump 180m H. -Construction of 30m^{3}Steel Elevated Tank -supply and lay 2" PVC 150 NO.	Unlock Africa ltd	3,531,561	3,531,561.00			Complete and operational	Works complete and serves its objective

			-Purchase and Lay"PVC C/D Pipes 300No.							
60.	Chesiliel water project	Kabisaga	Supply and lay 3" PVC 250 NO. and 3" G.I 4 No.	Valdam holdings ltd	1,207,675	1,063,125			Complete and operational	Community connected to clean and safe water
61.	Kormaet water project	Kabisaga	· Construction of pump house -Supply, installation of pump set and suction line	Ketkir cont.ltd	398,585	634,436			Ongoing	
62.	Ndulele water project	Kabiyet	·Construction of 50m3 Masonry Tank -Construction 25M3 Clear sump · Construction of intake weir -Supply and installation of pump and suction line - Construction of Pump house	Oldumek co. ltd	3,159,837	3,298,361.40			Complete but not operational	More phases required to make the project operational

63.	Kabiyet water project	Kabiyet	Rehabilitation of rising Main Distribution of Pipe Lines System- Supply and lay 3" PVC 60NO, 3'' G.I 3NO. 2'' PVC 100 NO., 2'' G.I 6NO. 1 ½" PVC 200 no and 6no. G.I	Edsa springs ltd	1,457,837	1,755,627.50			Yet to start	Retendered
64.	Ngariet-kabruce water project	Ndalat	-Purchase and Supply 4" P.V.C C/D Pipes & G.I 4NO. -Purchase and Supply 1 ½ "P.V.C pipes C/D. 495 no.& G.I -6 No.	Skids 2010 ventures ltd	3,254,991	3,255,656.25			Compmplte but not operational	Project yet to be operational due to the cost of electricity -Community project managemen t committee to agree on the terms of payment of electricity bills
65.	Chebarus water project	Ndalat	-Relocation of the rising main from road. -Purchase and supply 3" pipes	Ruvie ltd	1,545,308	1,707,667.50			Complete and operational	

			PVC C/D,No.108 -Supply and Lay 2″ C/D P.V.C Pipes - 336 No. & G.I 6NO. -Purchase and supply 1 ½″ P.V.C C/D pipes No168 & G.I 4 no.							
66.	Kapkures/kamagoiywo water	Kurgung-surungai	Purchase and Supply 4″ P.V.C C/D Pipes & G.I 4 NO. -Purchase and Supply 1 ½ "P.V.C pipes C/D. 495 no.& G.I -6 No.	Warsame inv ltd	3,273,782	3,283,331.30			Complete and operational	**Requires more extension pipes**
67.	Singore water project	Kurgung/surungai	Relocation of the rising main from road. -Purchase and supply 3″ pipes PVC C/D,No.108 -Supply and Lay 2″ C/D P.V.C Pipes - 336 No. & G.I 6NO. -Purchase and supply 1 ½″ P.V.C C/D	Milestarent ltd	937,700	947,100			Complete and operation	The community requested for the change in sizes of pipes into various sizes to suit their requirement on

			pipes No166 & G.I 4 no.							the project. Other sections of pipes route required lager sizes pipes and some sections smaller sizes. The request was adopted by a resolution of the project committee with signed minutes.
68.	Chemesis water project	Kurgung/surungai	Purchase and Supply 4" P.V.C C/D Pipes & G.I 4NO. -Purchase and Supply 1 ½ "P.V.C pipes C/D. 495 no.& G.I -6 No.	zorin construction ltd	750,750	750,750			Yet to start	Retendered
69.	Bargeiywo water project	Kurgung/surungai	-Relocation of the rising main from road. -Purchase and supply 3" pipes	liason logistics ltd.	782,035	828,135			Complete and operational	

			PVC C/D,No.108 -Supply and Lay 2" C/D P.V.C Pipes - 336 No. & G.I 6NO. -Purchase and supply 1 ½" P.V.C C/D pipes No168 & G.I 4 no.							
70.	Sarora water project	Kurgung/surungai	·Purchase and Supply 4" P.V.C C/D Pipes & G.I 4NO. -Purchase and Supply 1 ½ "P.V.C pipes C/D. 495 n o.& G.I -6 No.	earthmark engin	942,150	874,650			Ongoing (90%) Pipes purchased, supplied and laid	70 meters supplied to be installed in homesteads as the meters exist.
71.	Kebulonik/kibarmos water project	Sang'alo/kebulonik	-Construction of water pan 2500m^3 -Supply and Lay 2"PVC C/D Pipes 100 No and G.I 3 No. 1 ½ " P.V.C C/D pipes No224 1 ½ " G.I C/B pipes	brunjel ltd	3,216,700	3,292,370			Yet to start	Retendered

			No10							
72.	Kapkorio water project	Sang'alo/kebu lonik	Spring protection -PIPEWORK Purchase, supply and lay 3" PVC c/D pipes No 6 and G.I 3" 1No.	shishack s co ltd	441,772	440,409.50			Yet to start	Retendered
73.	Mararbei water project	Sang'alo/kebu lonik	Spring protection Purchase, supply and lay2" pipes PVC c/D, no.67 & 1 ½ " no.20	joynat holdings ltd	629,274	636,234.50			Complete and operational	
74.	Tabolwa water project	Sang'alo/kebu lonik	Spring protectio n -Purchase ,supply and lay 1" PVC C/D pipes No.334	jobes services	619,747	619,119.50			Complete and operation	
75.	Kapsagara water project part A	Ollessos	·Spring Protection ·Construction of 25M^3 Sump -Construction of a Rising main -Construction of Pump House	nepkol co ltd	2,795,000	2,795,175.00			Ongoing	Requires electricity connection for the pump to be tested.

			·Purchase and Installation of a Pump Set							
76.	Kapsagara water project part B	Ollessos	·Construction of 25m³ 10M Elevated Steel Tank ·Construction of distribution Network	starpeak global ent.ltd	2,120,000	2,159,958.00			Stalled	Since the contractor is citing incapacitated, the department to quantify works done and retendert he remaining works
77.	Kabikwen water project	Nandi Hills	-Spring Protection	renaul eng. ltd	438,540	463,500.25			Yet to start	Retendered
78.	Talal water project	Nandi Hills	De-silting of Dam	unison prop sol	353,250	313,250.00			Completed and opearation	
79.	Kosoiwo water project	Nandi Hills	Spring Protection	gichez co. ltd	455,650	463,500.00			Completed and opearation	
80.	Kipsebwo water project	Nandi Hills	Spring Protection	malot enter ltd	483,412	484,000.00			Completed and opearation	
81.	Nandi hills town spring	Nandi Hills	Spring Protection	jesmag invest ltd	496,790	463,500.00			Completed and opearation	
82.	Sosiot water project	Nandi Hills	Construction of distribution Network	bimons gen invest	663,300	648,750.00			Completed and opearation	
83.	Mosine water project	Nandi hills	Spring Protection	rotken invest. Ltd	487,000	463,500.25			Yet to start	Plot owner hasn't consented for the

										spring to be protected.
84.	Masine water project	Nandi hills	Construction of Distribution Network	salvon enter ltd	194,000	200,000			Completed and operation	
85.	Kapchiley water project	Nandi hills	-Construction of Weir -Purchase supply and installation of Hydram Pump	chebolol holdings ltd	504,000	500,330			Yet to start	Retendered
86.	Cheboin water project	Chepkunyuk	-Construction of -Distribution Network -Completion of an existing tank	enwag company ltd.	1,730,015	1,688,435.00			Stalled	There is a dispute on the source of water from Siret dam.
87.	Taboiyat water project	Chepkunyuk	Test Pumping Equipping of Borehole	winteam inter. ltd	1,098,850	1,000,000			Complete but not operational	The project requires KPLC to work on changing the existing transformer to 3phase to enable sufficient power for running the pump
88.	Siwo Water Project	Chepkunyuk Ward	-Rising main and distribution lines -Renovation and associated works. Construction of 30m^{3}masonry tank	kongasis investment ltd	3,747,784	3,747,784			Complete and Operational	

			- Purchase of pump set							
89.	Kipkorom water project	Kapchorua	Construction of a pipework	jimnet tech ltd	250,000	200000			Yet to start	Retendered
90.	Kapsasur-timobo water project	Kapchorua	Construction of Weir Construction of pipework	kenna solutions ltd	1,930,900	2,101,180.00			Yet to start	Works haven't commenced. Way leaves from KFS required to access Kapchorua
91.	Kapsilibwai water project	Kapchorua	Construction of pipework	jichesa invest ltd	701,800	782,750.00			Ongoing	Works ongoing
92.	Kapsokyo water project	Kapchorua	construction of weir Construction of 50m^3 masonry tank - Construction gravity main and distribution line	lelder ltd	2,696,635	2,698,780.00			Yet to start	Retendered
93.	Emit water project	Chemelil/chemase.	Spring Protection	lekeme holdings	498,430	500,000			Complete and operation	
94.	Lamaiywo water project.	Chemelil/chemise	Construction Of 50M^3 Masonry Tank	mama contr ltd	1,057,166	1,049,751.00			Yet to start	Retendered

95.	Sarwat water project	Tinderet.	Expansion Of Water Source Construction of New Gravity Pipeline-Kipsiwo/Sarwat.	emmel agencies	2,902,500	3,027,430			Ongoing	Intake works under repairs.
96.	Sitet/taunet Water Project	Tinderet.	Spring Protection	emana investment	495,000	500,000.00			Complete and operation	
97.	Kapkuong water Project.	Chemelilchemise	Construction of 25M³ masonry tank.	bridenjoy ltd	1,330,490	1,218,817.00			Complete and operation	
98.	Mombwo girl's community	Tinderet.	Construction of 25M³ water storage tank Construction of pipeline extension	linfri agencies ltd	1,385,500	1,429,017.00			Complete and operational	-More distribution lines required for the project to meet its objective.
99.	Kibwareng water project	Kapsimatwo	Construction of 25 M³ sump. Construction of pump house Construction of distribution pipeline and supply, installation & testing of motor pump.	infinitum company ltd	2,341,700	2,349,475.00			Complete but not operational	Works complete, not operation awaits Kenya power to connect power to the source
100.	Kondamet water project.	Songhor/soba.	Construction of spring/weir Construction of pipeline	sebrant ltd	498,860	500,000.00			Complete and operational	

101.	Kabulyeria dispensary water project.	Songhor/soba.	Construction of spring. Construction of pipeline	valich general services	1,000,000	1,100,000			Ongoing	
102.	Cheptonon sec. School water project	Songhor/soba.	Construction of spring. Construction of pipeline	reshrylo gistics	627,030	700,000			Yet to start	Retendered
103.	Samutet/kapsoen/kaptebengwo water project.	Songhor/soba.	Construction of 50M³ Masonry Tank	kenoru	984,614	1,049,751			Yet to start	Retendered
104.	Kamungei water project	Kapsimotwo	Construction of spring/weir Construction of 25M³ water storage tank Construction of pipeline	sardio company ltd	2,507,600	2,603,617			Yet to start	Retendered
105.	Chepkoiyo water project	Kapsimotwo	Construction of pipeline	nukton stat ltd	777,350	799,310			Yet to start	-Sireet Estate manager decline any other pipeline construction within their tea plantation
106.	Chepkoson water project.	Chemelil/Chemase	Repair of pipeline-upstream consumers Construction of new pipeline extension-	saro holdings ltd	1,026,500	1,047,050			Stalled	Works has stopped due to disputes within the community with contractor's failure to adhere on

			Chemase disp./community Repair of 50m3 water storage tank.							standards and requirement on pipeline laying.
107.	Kaptorkoke water project.	Chemelil/Chemase	Construction of intake weir Construction of inlet chamber Construction of 3''dia. Pipeline	pesko holdings ltd	2,379,300	2,397,692			Complete but not operation	Phase one complete,requirtes more funding
108.	Chemamul water project.	Tinderet	Construction of 50M^3 Masonry Tank	terigin logistics	995,270	1,045,250			Yet to start	-Materials already on site but works yet to start
109.	Sikowet solar water project.	Tinderet	Construction of 25M^3 Masonry Tank	melma invest	665,970	675,317			Complete but not operational.	Contracted works complete but not operational,requires more funding for phase two
110.	Tulwopmoi water project.	Tinderet	Repair of 25M^3 water tank Construction of distribution pipeline	chiteng ent.	674,720	685,000			Complete and operation	
111.	Meswo water project	Kapsabet	Distribution line	jafethom enter	1,358,986	1,031,100.45			Yet to start	There is change of scope of works

112.	Kaplamai water project	Kilibwoni	*Desilting of weir -Purchase,deliver and laying of pipes -Construction of valve chamber*	Tolma ventures	751,860	789,772.28			Complete but not operational	- Desilting of the weir was done but it has been filled by silt again. - The sump have been submerged by a huge debris -Water level in the weir can't sustain the project
113.	Lolminingai/kapkagaon water project	Kilibwoni	Construction of distribution pipeline	ulivyo agencies	687,850	702,944			Yet to start	*There is need to connect electricity for the project to operationalize phase one which is complete*
114.	Mugunya water project	Kilibwoni	Construction of weir Construction of Rising main Construction of Pump house Construction of 25M^3 Sump Purchase, install and test Pump set Construction of Distribution line	notion enterprises ltd	3,495,600	3,503,262.99			Complete but not operation	Requires power connectivity
115.	Chepkumia water project	Chepkumia	Construction of spring/weir Construction of pipeline	jodamil constr ltd	1,658,964	1,690,548.88			Complete and operation	
116.	Kibungu water project	Chepkumia	Construction of 2nd gravity	chilem co.ltd	3,219,030	3,300,000.00			Complete and operation	

			distribution pipeline							
117.	Cheptol water project	Kapkangani	Spring protection Construction of Gravity main Construction of 50M³ masonry tank Construction of Distribution line	bejaki const ltd	3,246,813	3,317,074.83			Complete and operation	
118.	Kapsiego spring water project	Kapkangani	Spring protection	jesmag invest ltd	433,030	417,605			Complete and operational	
119.	Kamenon spring water project	Kapkangani	Spring protection	kitopass invest	439,330	444,845			Yet to start	-Fastrack commencement of works -Owner denied the source to be protected Negotiations underway
120.	Tebesonik primary school spring water project	Kapkangani	Spring protection	shagisho holdigs ltd	418,000	421,845.00			Yet to start	Retendered
121.	Mokwo primary school spring water project	Kapkangani	Spring protection	splendid projects ltd	418,845	418,845			Complete and operation	Community can fetch clean water from the spring
122.	Kapkorio Part A Water Project	Kapsabet	Construction of 25M³ sump Construction of Rising main Construction of Pump set Construction of Construction of pump house	premier gen holding ltd	1,869,595	1,870,859.40			ongoing	The sump has already cracked before its completed -Generator pump house suspended slab has sunken due

										to poor reinforcement done
123.	Kapkorio Part B Water Project	Kapsabet	Construction of 50M³ elevated tank Construction of Distribution line	statu invest	3,155,860	3,166,088.20			Complete and not operational	Since project B depends on project A, the department should fastrack the completion of project A
124.	Kabilo water project	kosirai	Spring protection	Esperanza holdings ltd		400,000			Complete and operation	Community can fetch clean water from the spring

2020/2021 Water Projects

NO	PROJECT NAME	WARD	SUB COUNTY	ALLOCATION	STATUS
1.	Sigowet water project	Tinderet	Tinderet	3,000,000	BQ Preparation
2.	Kibongwa water project	Chemelil/chemase	Tinderet	500,000	BQ Preparation
3.	Kiptorgoge water project	Chemelil/chemase	Tinderet	2,000,000	BQ Preparation
4.	Kapkuong water project	Chemelil/chemase	Tinderet	500,000	BQ Preparation
5.	kapkitony water project	Songhor/Soba	Tinderet	425,000	BQ Preparation
6.	Kabolebo water project	Songhor/Soba	Tinderet	250,000	BQ Preparation
7.	St. peters water project kapkitany	Songhor/soba	Tinderet	250,000	BQ Preparation
8.	Tekat/Timbilil water project Taunet	Sonhgor/Soba	Tinderet	500,000	BQ Preparation
9.	Kamalambu water project	Songhor/Soba	Tinderet	400,000	BQ Preparation
10.	Kapteldon water project	Songhor/Soba	Tinderet	300,000	BQ Preparation
11.	Kabutie water project	Songhor/soba	Tinderet	200,000	BQ Preparation
12.	Kibukwo water project	Songhor/Soba	Tinderet	400,000	BQ Preparation
13.	Sigoria water project	Songhor/Soba	Tinderet	275,000	BQ Preparation
14.	Chepkoiyo Water Project	kapsimatwo	Tinderet	3,000,000	BQ Preparation
15.	Kaptobongen Water Project	Kiptuiya	Chesumei	2,000,000	BQ Preparation
16.	Tuloi Water Project	Kiptuiya	Chesumei	500,000	BQ Preparation
17.	Kechire Water Project	Kiptuiya	Chesumei	500,000	BQ Preparation
18.	Mosoriot Water Project	Kosirai	Chesumei	3,000,000	BQ Preparation
19.	Nandi primary/Kapsakei Amai	Chemundu/Kapngetung	Chesumei	3,000,000	BQ Preparation
20.	Kombe Water Project	Kaptel/Kamoiywo	Chesumei	1,800,000	BQ Preparation
21.	Kaptel Water Project	Kaptel/Kamoiywo	Chesumei	1,200,000	BQ Preparation

22.	Ainaphiot Water Project	Lelmokwo/Ngechek	Chesumei	2,000,000	BQ Preparation
23.	Chemarot Water Project	Lelmokwo/Ngechek	Chesumei	1,000,000	BQ Preparation
24.	Kapsokyo water project	Kapchorua	Nandi hills	3,000,000	BQ Preparation
25.	Kapsagara/ Cheptingting water project	Ollessos	Nandi hills	3,000,000	BQ Preparation
26.	Taboiyat water project	Chepkunyuk	Nandi hills	500,000	BQ Preparation
27.	Chepkunyuk water project	Chepkunyuk	Nandi hills	2,500,000	BQ Preparation
28.	Talal water project	Nandi hills	Nandi hills	1,000,000	BQ Preparation
29.	Sosiot water project	Nandi hills	Nandi hills	600,000	BQ Preparation
30.	Kosoiwo water project	Nandi hills	Nandi hills	600,000	BQ Preparation
31.	Kipsamoo water project	Nandi hills	Nandi hills	500,000	BQ Preparation
32.	Chebarus water project	Nandi hills	Nandi hills	300,000	BQ Preparation
33.	Kimogoch phas 2 water project	Kabisaga	Mosop	1,800,000	BQ Preparation
34.	Kormaet water project	kabisaga	Mosop	1,200,000	BQ Preparation
35.	Ndalat water project	Ndalat	Mosop	1,000,000	BQ Preparation
36.	Kisabei water project	Ndalat	Mosop	2,000,000	BQ Preparation
37.	Chepterwai phase 3 water project	Chepterwai	Mosop	2,000,000	BQ Preparation
38.	Kapkorio water project	Chepterwai	Mosop	1,000,000	BQ Preparation
39.	Olmaroroi water project	Kurgung surungai	Mosop	1,800,000	BQ Preparation
40.	Kurgung/chelaiyo water project	Kurgung surungai	Mosop	1,200,000	BQ Preparation
41.	Kebulonik Kibarmos water project	Sang`alo Kebulonik	Mosop	3,000,000	BQ Preparation
42.	St. Brigitta/ Kapkatembu water project	Kipkaren	Mosop	3,000,000	BQ Preparation
43.	Ndulele phase 2 water project	Kabiyet	Mosop	2,000,000	BQ Preparation
44.	Kiptek water project	Kabiyet	Mosop	1,000,000	BQ Preparation
45.	Kiptaruswo Bandaptai water project	Kobujoi	Aldai	3,000,000	BQ Preparation
46.	Kuseron water project	Kemeloi Maraba	Aldai	3,000,000	BQ Preparation
47.	Banja water project	Terik	Aldai	2,000,000	BQ Preparation
48.	Chemorong water project	Terik	Aldai	1,000,000	BQ Preparation
49.	Kabwareng water project	Kabwareng	Aldai	3,000,000	BQ Preparation
50.	Chematos water project	Koyo Ndurio	Aldai	1,000,000	BQ Preparation
51.	Kapewa water project	Koyo Ndurio	Aldai	1,000,000	BQ Preparation
52.	Koyo water project	Koyo Ndurio	Aldai	1,000,000	BQ Preparation
53.	Koringin water project	Kaptumo Kaboi	Aldai	1,000,000	BQ Preparation
54.	Oji water project	Kaptumo Kaboi	Aldai	1,000,000	BQ Preparation
55.	Kapkitany water project	Kaptumo Kaboi	Aldai	1,000,000	BQ Preparation
56.	Burende/ Kimnyoasis water project	Chepkumia	Emgwen	3,000,000	BQ Preparation
57.	Cheptol water project	Kapkangani	Emgwen	1,000,000	BQ Preparation
58.	Sirwa yala kapkatoi water project	kapkangani	Emgwen	2,000,000	BQ Preparation
59.	Tulwet kipsiak water project	kilibwoni	Emgwen	2,000,000	BQ Preparation

60.	Arwos / Irimis/ Chebarbar water project	Kilibwoni	Emgwen	1,000,000	BQ Preparation
61.	Kapkorio water project	kapsabet	Emgwen	1,300,000	BQ Preparation
62.	Tuigoin Kapkilel water project	kapsabet	Emgwen	700,000	BQ Preparation
63.	Tabarin water project	Kapsabet	Emgwen	1,000,000	BQ Preparation
				90,000,000	

Annex 6: Sports, Youth Affairs and Arts

S/NO	Project/Sub Programme Name	Location	Description of activities in BQ	Contracted Firm	Budgeted/Estimated cost	Contracted Sum	Amount Paid As at 17th July, 2020	Contract Duration (Expected Start and end date)	Status(% Completion and achieved output)	Remarks/recommendation
2017/2018 FY PROJECTS										
1.	Kaptumo sports ground	Kaptumo/ kaboi ward	Leveling of the field Construction of a standard marked football pitch and running track Construction of ablution block ,officiating shade and fencing	Ganol Contractors Ltd	4,000,000	Ksh 3,762,645	Ksh 0	Expected End Date: 11th Jun 2019	20% construction of ablution block is ongoing Substructures ongoing	The department should do a follow up to ensure that works are completed within the stipulated timeline.
2.	Modern training camp phase I	Kapsabet ward	Complete office, gymnasium and conference room	Mahavir transporters and contractors	33,000,000	Ksh 30,612,216	Ksh 27,000,000	End date: 3rd Aug 2018	100% Complete office, gymnasium and conference room	Works completed as per the BQ,

3.	Nandi Hills Phase III	Nandi Hills ward	Changing rooms and toilets: substructure, concrete super structure walling roofing windows, finishes , doors, rainwater goods	Sile Holdings Ltd	4,000,000	Ksh 3,998,520.00	Ksh 2,611,400.50	Expected End Date: 15th Aug 2019	60% substructure, concrete super structure walling roofing windows, finishes, doors	Department should follow up on the contractor to ensure that works are completed within the stipulated timeline.
4.	Kipchoge Annex sports ground	Kapsabet ward	Complete standard murramed athletic track, football pitch and spectator shade	Remkil enterprise	5,000,000	Ksh 4,714,240.00	Ksh 1,212,500	Start Date: 30th Mar 2018	70% Field leveled, running track graded and partly graveled Planting of grasses is ongoing	FastTrack completion of works
5.	Maraba Sports Field	Kobujoi	Complete field leveling, marking of football field and running track, murramin g of running track, fitting of	Avensca investment ltd	500,000	496,500.00	496,500.00	End date: 15th Aug 2018	100% Complete field leveling, marking of football field and running track, murramin g of running track,	The field requires routine maintenance

			metal goal posts						fitting of metal goal posts	
6.	St. Francis Cheptarit Sports Field	Lelmokwo ward	Complete steeplechase pit, marked football field fitted with metal goal posts and a standard murramed athletic track	Samitui general solution	500,000	Ksh 498,000	Ksh 498,000		100% Complete steeplechase pit, marked football field fitted with metal goal posts and a standard murramed athletic track	The field requires routine maintenance
7.	Nyigoon Sports Field	Ndalat ward	Excavation, dozing, grading, compacting and leveling Construction of officiating shed Marking of the field Fitting goal posts Plant wind break trees Fine hand leveling	Emmana investment ltd	500,000	Ksh500,000	Ksh500,000		100% Excavation, dozing, grading, compacting and leveling Construction of officiating shed Marking of the field Fitting goal posts Plant wind break trees Fine hand leveling	The field requires routine maintenance

8.	St. Augustine Muruto	Kabisaga	Complete leveled field, marked football field and running track, fitted metal goal posts. Plant wind break trees around perimeter Fine hand levelling	Senobig company ltd	500,000	Ksh 550,000	Ksh 300,000	End date: 15th Aug 2018	90% Complete leveled field, marked football field and running track, fitted metal goal posts	Plant wind break trees around perimeter Fine hand leveling was never done
9.	Kimwani Sports Field	Chemelil ward	Complete marking of football field and running track, murraming of running track, fitting of metal goals posts	Kosdak company ltd	500,000	Ksh 499,000	499,000		100% marking of football field and running track, murraming of running track, fitting of metal goals posts	The field requires routine maintenance
10.	Ndurio sports field	Koyo /ndurio	Excavation Dozing Grading Murraming Compacting	Carson Investment ltd	500,000	Ksh 497,000	Ksh 0	Expected End Date: 15th Aug 2019	20% Excavating Dozing done	The department to follow up with contractor to ensure that works are completed

			Steeple chase hurdles Fitting of goals post							
11.	Taunet sports field	Songhor / soba ward	Survey to determine boundaries Site Clearance Excavate, doze, marram and compact Fitting goal posts	Norsca Ltd	500,000	Ksh 498,500	Ksh 0	Expected End Date: 10th Oct 2019	Yet to start	The department should do a follow up to ensure that works are begins
12.	Kapsisiywa sports field	Kaptel/kamoiywo	Leveling of the field Gravelling of running track Goal posts	Ganol logistics	5 00,000	Ksh 498,000	Ksh 498,000	Expected End Date: 10th Sep 2019	100% Leveling of the field Gravelling of running track Goal posts	The field requires routine maintenance
13.	Sports uniforms	Countywide	Supply and delivery of sports uniforms	Malrib	800,000	749,400	749,400		complete	Uniform issued
2018/2019 FY PROJECTS										
1.	Modern training camp phase II	Kapsabet Ward	Construction of Hostels Concrete works -Walling -Windows -Doors	Mahavir transporters and contractors	50,000,000	Ksh 53,220,000.00	Ksh 0	Start date: Expected End	80% Concrete works Walling complete Windows and doors installed	The project implementation is going on well, quality work was seen in its implementation.

			-Roofing -Building Finishes -Staircase					Date: 10th Nov 2019	Roofing completed	
2.	Nandi Hills phase IV	Nandi Hills	Excavation, foundation and terraces Hardcore packing Concrete blinding reinforcement on strip foundation Plaster to walls done Screeding	Manguro construction company ltd	3,000,000	Ksh 2,851,600	Ksh 0		50% Excavation, foundation and terraces Hardcore packing Concrete blinding Ballast on site and dust quarry	Department should follow up on the contractor to ensure that works are completed within the stipulated timeline.
3.	Improvement of Samoo Primary school field	Chemundu ward	Leveling of the field Gravelling of running track Goal posts	Cayden merchants	1,000,000	Kshs. 980,000	Kshs. 980,000	Expected End Date: 09th Sep 2019	100% Leveling of the field Gravelling of running track Goal	The field requires routine maintenance
4.	Improvement of Kipsigak-Primary School	Kilibwoni ward	Leveling works Compaction of a running truck to smooth Preparation of basketball court	Dexterous Ltd	1,000,000	Ksh 982,000	Ksh 0	Expected End Date: 3rd Sep 2019	0% Works yet to start	The department should work hand in hand with KPLC to relocate the poles in between the field or restructure the leveling plan to suit the available area

			Supply and fixing football goal post Basketball ditto							
5.	Acquisition of Mechanical Tool boxes	Countywide	Purchase and distribution of Mechanical toll boxes	elrank	1,000,000	982,000	982,000		14 mechanical tool boxes purchased awaiting distribution	There is need for acquisition of more tool boxes
6.	Acquisition of Welding Machines	countywide	Purchase and distribution welding machines	KIRDI	4,000,000	3,850,000	3,850,000		100 welding machines acquired	The beneficiaries are earning income. Many of them have been contracted by churches, schools and hospitals that have construction works.
7.	Sports equipment	Countywide	Supply and delivery of sports equipment	Smai company	2,000,000	1,914,000	1,914,000		complete	Sports equipment issued
2019/2020 FY PROJECTS										
1.	Purchase of sports equipment	countywide	Acquisition and distribution of sports equipment	Jokita ltd & sankori	2,500,000	1,400,000(jokita) & 990,000(sankori)	0		All procurement processes done.	Awaiting delivaries

Annex 7: Tourism, Culture and Social Welfare

PROJECTS FOR FY 2017/2018

S/NO	Project/Sub Programme Name	Location	(Description of activities in BQ)	(Contracted Firm)	Budgeted Cost	(Contracted Sum)	(Amount Paid As at 17th July, 2020	Contract Duration (Expected Start and end date)	(% completion and achieved output)	Remarks/Recommendations
1.	**Development of Chepkiit tourist site-** Construction of ablution block	Lelmokwo/Ngechek	Substructures Concrete works Walling Roofing Painting Finishes Windows Doors	Dulla Ltd	4,000,000	3,470,000	3,470,000	18/01/2019 To 18/03/2019	100%	Complete and operational.
2.	Acquisition and distribution of sewing machines	**County wide**	Manual Electric Ordinary	-	3,000,000	2,500,000		22/03/2018 To 22/06/2018	100%	96 Sewing machines were procured and distributed to women and PWD groups across the county.
3.	Acquisition and distribution of assistive devices	County wide	Wheelchairs Walking sticks Hearing aids Prosthetic limbs	KNCPLWD	3,000,000	2,474,840	2,474,840		100%	150 assistive devices were acquired and distributed to 150 persons living with disabilities across the county.

PROJECTS FOR FY 2018/2019

S/NO	Project/Sub Programme Name	Location	(Description of activities in BQ)	(Contracted Firm)	Budgeted Cost	(Contracted Sum)	(Amount Paid As at 17th July, 2020	Contract Duration (Expected Start and end date)	(% completion and achieved output)	Remarks/Recommendations

4.	**Development of Chepkiit –** Construction of walkways and signage	Lelmokwo/Ngechek	-	Swiftie Ltd	14,000,000	*5,865,115*		17/05/2019 to 17/08/2019	Walkways-100% Signage-0	The walkways is complete and operational while the walk way is yet to start.
5.	Construction of Educational Centre and Pit Latrine	Lelmokwo/Ngechek	-	Blesma Ltd		*2,146,041.50*		17/05/2019 to 17/08/2019	0	Yet to be redone. The initial foundation was swept away by heavy rains.
6.	**Installation of benches, concrete shades, and dust bins; Renovation of watch tower and Foot Bridge and installation of water Tank**	Lelmokwo/Ngechek	-	Danaken Ltd		*2,638,945*		17/05/2019 to 17/08/2019	100% Installation of benches Concrete shades Dust bins Renovation of watch tower Renovation of foot bridge Installation of water tank	All the works are complete and operational. Good workmanship.
7.	Construction of a Fence	Lelmokwo/Ngechek	-	*Weck Engineering Ltd*				17/05/2019 to 17/08/2019	40% Fixing part of pre-caste post and part of chain link	The contractor should speed up works to ensure that residents living around the site who graze their cattle at the site stop tampering with already completed works.
8.	Construction of a	Lelmokwo/Ngechek	Substructures	-			0			The project is yet to start.

	gate/ticket ing office		Conctrete works Walling Roofing Painting Finishes Windows Doors Gate							
9.	Development of Nandi rock tourist site	Kemeloi/Marab a	Substructures Conctrete works Walling Roofing Painting Finishes Windows Doors Gate	Starlite Ltd	*588,770*	*588,770*	0	18/07/2019 To 18/10/2019	Yet to start	The department to liaise with roads department to ensure accessibility to the site.
10	*Renovation of Jean Marie Seroney's house and construction of a tomb house*	Songhor/Soba	Substructure Frame Roofing External and internal walling Finishes	*Minnow technologies Ltd*	3,000,000	*2,954,686.50*		24/06/2019 to 24/09/2019	100% complete as per the BQ -Tomb complete - Substructure -Frame -Roofing -Walling -finishes	The mausoleum is occupied by pupils and teachers of Kolelach Primary. There is need to relocate the teachers and the pupils. The department should also consider equipping the mausoleum.
11	*Construction of Jean marie Seroney social hall*	Songhor/Soba	Substructures, Walling -Roof construction -Finishes -Doors -Windows	Kong'asis Investment Ltd	5,000,000	*4,708,400*	0		60% Complete - Substructure complete -Walling -Roof construction	The department of should work with the department of Transport to ensure that the road to the site is maintained.

12	Acquisition of sewing machines	County wide	1.Ordinary manual 2.Manual professional embroidery 3.Electric professional embroidery	1.Blancmartini Investment Ltd. 2.Stelnet Solutions Ltd. Nelten Co Ltd	5,000,000			23/06/2019 To 23/09/2019	100% Acquired and distributed	The department acquired and distributed 162 assorted sewing machines to women and PWD groups across the county.
13	Acquisition of saloon kits	County wide	Towels-96 Shampoo 5l-85 Plastic chair-96 Hair conditioner-85 Blow driers-85 Washing sinks-85 Mirrors-85 Hair driers-85	Exxor Ltd Shawmand Ent Ltd.	3,000,000			24/06/2019 To 24/09/2019	100% Acquired and distributed	The department acquired and distributed 85 saloon kits and its accessories to women and PWD groups across the county.
14	Acquisition of assistive devices	County wide	Wheelchairs, tri cycles and mobility carts Mobility carts		2,500,000	*0*	1,000,000	-	Ongoing	The department signed a MoU with Partners For Care and Bethany Kids that has seen distribution of 150 wheelchairs and 200 mobility carts to beneficiaries across the county. The department has incurred Ksh 1,000,000 for assessment and

										shipping the wheelchairs and mobility carts that have been delivered and distributed. The department is awaiting delivery of 250 wheelchairs and 200 mobility carts.
15	Acquisition of a container for storage purposes	Headquarters	40 ft container		500,000	500,000	0	13/07/2019 13/10/2019	Yet to start	The department is in the process of cancelling the quotation.

Annex 8: Administration, Public Service and e-Government

Projects for FY 2017/2018										
S/No	Project Name	Location	Description of activities in BQ	Contracted firm	Budgeted Amount	Contracted Sum	Amount Paid as at 17th July 2020	Contract duration	Status % achieved outpour	Recommendations/ Remarks
	3 No. Bodaboda shades	Nandi Hills, Himaki and Ollessos	Substructure Roof and sup port Finishes		7,000,000	1,767,850	1,767,850		100%	Complete as per BQ and operational
	5 No. Bodaboda shades	Meswo, Tilalwo, Kiropket, Water Supply and Baraton	Substructure Roof and support Finishes			2,948,250	-		100%	Complete as per BQ and operational
	4 No. Bodaboda shades	Cheptarit, Ngechek Kobujoi and Kaptumo	Substructure Roof and support Finishes			2,358,600	1,768,950		100%	Complete as per BQ and operational

	Improvement of Nandi Hills Bus Park	Nandi Hills			7,000,000	6,992,596	6,992,596		100%	Complete as per the BQ and not operational
	Improvement of Kapsabet Bus park	Kapsabet			15,000,000.00	14,259,830	5,200,000		100%	Complete as per the BQs and operational,
	Improvement of Pavements and Parking Bays-Nandi Hills	Nandi Hills			3,000,000.00	3,014,840	3,014,840		100%	Complete as per the BQ and operational
	Improvement of Drainage-Kapsabet Market	Kapsabet			3,250,000.00	2,540,158	2,540,158		100%	Complete as per the BQ and operational
	Mosoriot Beautification	Mosoriot			3,000,000.00	1,459,420	1,459,420		100%	Complete as per the BQ and operational
	Nandi Hills Town Beautification	Nandi Hills				1,408,900	1,408,900		100%	Complete as per the BQ and operational
0	Improvement of Nandi Hills Drainage System	Nandi Hills			3,250,000.00	3,102,000	3,102,000		100%	Complete as per the BQ and operational
1	Improvement of pavement and parking Bays at Kapsabet	Kapsabet			3,000,000.00	2,898,000	2,898,000		100%	Complete as per the BQ and operational

Projects for FY 2018/2019										
S/NO	**Project Name**	**Location**	**Description of activities in BQ**	**Contracted firm**	**Budgeted Amount**	**Contracted Sum**	**Amount Paid as at 17th july 2020**	**Contract duration**	**Status % achived outpour**	**Recommendations/ Remarks**
	Acquisition of modern waste receptacles	Kapsabet ,Kaptumo, Nandi Hill, Kobujoi and Mosoriot	Acquisition of modern waste receptacles			1,850,000			**100%**	The receptacles delivered and in use
	Tarmacking of Nandi Hills Bus park	Nandi hills	Tarmacking of the bus park			4,502,800			**0%**	Stalled, behind schedule, should be retendered
	Construction of ablution block at Mosoriot bus park	Mosoriot	Tarmacking of the bus park			2,421,8000			5% Material on site, , ballasts only Fabricate waiting bays	Stalled, behind schedule, should be retendered hasten completion
	Tarmacking of Mosoriot bus park	**Mosoriot**			**2,000,000.00**				**0%**	Stalled, behind schedule, should be retendered

Projects for FY 2018/2019
KENYA URBAN SUPPORT PROGRAM

S/NO	Project Name	Location	Description of activities in BQ	Contracted firm	Budgeted Amount	Contracted Sum	Amount Paid as at 17th july 2020	Contract duration	Status % achived outpour	Recommendations/ Remarks
KUSP LOT 2	NON MOTORIZED TRANSPORT (PEDESTRIAN WALKWAY)DRAINAGE SYSTEM IMPROVEMENT AND WASTE MANAGEMENT PROJECT	KAPSABET MUNICIPALITY			**76,625,610**		**38,426610**	**Revised completion date** 31/06/2020		
		Total stn to Kamobo and Kapsabet law court to Namgoi	A).Construction of pedestrian walkway				0		85	The whole process was delayed by Approvals for way-leaves and Designs from various authorities (NEMA, KENHA, AVIATION, KPLC). The contract period has been rescheduled and a new completion date put at 31st July 2020
		Namgoi centre towards Chebarbar	B).Construction of athletes racing truck				0			
		Namgoi area, Kapsabet town and Kamobo area	C). Sewerage extension and connection works				2,103,000		90%	The sewer connection works are on with lines, complete only awaiting property connections. Completion time rescheduled to 31st July 2020

		Kapsabet bus park	D): Construction of Ablution block and bus park shades				7,111,610		95%	The Toilet block structure is complete, mechanical and electrical fittings complete and ready for functioning. Bus park fabricated shades are complete and on site.
KUSPLOT 1	URBAN ECONOMIC INFRASTRACTURE DEVELOPMENT PROJECT				73,125,330		38,843,640.00	REVISED COMPLETION DATE 31/06/2020		
		KAPSABET TOWN	Construction of Jua Kali Shades	Southpole LTD			17,190,136	REVISED COMPLETION DATE 31/06/2020	95%	Project complete with final touches. There were delays mostly due to weather conditions of heavy downpour that has not favored construction works between October 2019 and February 2020.
		,CHEPTERIT , CHEBARBAR ,BARATON AND KAPTILDIL	Construction of Fabricated Market Stalls				0		75	Delay by the contractor being unable to work on all the works simultaneously. Time Extended to 31st July 2020
		Kapsabet Town	Street Lighting				7,724,726		97	The project is complete awaiting powering. Hitches with Approvals for route designs by KPLC.

		Kapsabet market, JuaKali, Namgoi, Chebarbar, Chepterit, BaratonTc and Chepterit Girls' school area	Construction of High Mast Lighting facilities				0		97%	The project is complete awaiting powering

ICT AND e-GOVERNMENT										
Projects for FY 2018/2019										
S/NO	**Project Name**	**Location**	**Description of activities in BQ**	**Contracted firm**	**Budgeted Amount**	**Contracted Sum**	**Amount Paid as at 17th july 2020**	**Contract duration**	**Status % achived outpour**	**Recommendations/ Remarks**
1	Fleet Management System	Roads and Infrastructure and Administration				4,805,822			50%	29 vehicles installed with the system, the hardware part yet to be installed, requires fast tracking to make it operational
2	Assets and Inventory Management System	Finance and ICT (HQ)	;			4,027,988			100%	Project now complete and available online at www. assets. Nandi county .go.ke
3	HMIS (Hardware & Networking)	Health (KCRH)				4,000,000.00			100%	Completed and operational
4.	E-Memo & Workflow	HQs (Administratio				1,200,000			100%	Project is currently complete and is

	Management System	IT, Public Service & E-Government)								being piloted at the ICT Department
5.	Data Centre	Health (KCRH)				5,000,000			100%	Complete as per BQs and operational
6	Call Centre	Administration (KCRH)				2,000,000			100%	Complete as per BQs and operational

Projects For Financial Year 2019/2020										
S/NO	**Project Name**	**Location**	**Description of activities in BQS**	**Contracted firm**	**Budgeted Amount**	**Contracted Sum**	**Amount Paid as at 17th July 2020**	**Contract duration**	**Status % achieved outpour**	**Recommendations / Remarks**
1	Kapsabet urban road network, economic and infrastructure project		At design stage		168,370,115.00		0		0	At preparation, Design, and costing stage
2	Data centre and call centre				9,667,014.00		0		100%	Complete and operational

Mapped Disaster Prone Areas in the County

S/No.	Type of disaster	Area
1.	Lightening	Baraton, KaptumoandMasaba
2.	LandSlides	Chepsangor, Cherondo,Uson,Kapchanga, Chelemek,Kamelil, Meteitei, Setek, Kibukwo, Kibingei, Ngoromosho and Kabisar
3.	Floods	River Yala, Kipkaren River, Chepkiit Water Fall, Ainapngetuny River and Moving River.

Annex 9: Trade, Investment and Industrialization

S/NO	PROJECT/ SUB PROGRAMME NAME	LOCATION	DESCRIPTION OF ACTIVITIES IN BQ	BUDGETED SUM	CONTRACTED SUM	CONTRACTED FIRM	AMOUNT PAID AS AT JULY, 2020	CONTRACT DURATION	STATUS (%completion and achieved output)	REMARKS/ RECOMMENDATION
1	Fresh produce market	Kobujoi	Sub structure, steel frame, walling, roof cover, rain water, goods display, finishes	4M	3,686,934	Chrome construction co. ltd	3,686,934	February 2018 to June 2018	100% complete but not operational	The market lacks sanitation facilities such as ablution blocks
2	Fencing of kobujoi market	Kobujoi	Roads of access, fencing, gates	2M	1,825,165.10	Teaford suppliers limited	1,825,165.10	February 2018 to June 2018	100% complete and operational	Fencing will help in market security
3	Establishment of maraba open air market	Songhor/soba	Fencing, gate, office	1M	914,817.65	Mega company limited	914,817.65	February 2018 to June 2018	100% complete and operational	The project has met its objective
4	Construction of modern market stalls	Kaptumo	Substructures, planking and strutting, steel works, roofing, rain water disposal	4M	3,990,000	M/S issapam limited	3,990,000	February 2018 to June 2018	100% complete and operational	It needs an ablution block
5	Construction of modern market stalls	Mosoriot	Substructures, planking and strutting, steel works, roofing,	1.5M	848400	M/S cherma holdings limited	848,400	February 2018 to June 2018	100% complete but not operational	Once the bus park is completed, the stalls will be issued

			rain water disposal							
6	Construction of namgoi modern market stalls	Kapsabet	Substructures, planking and strutting, steel works, roofing, rain water disposal	1.5M	960,000		0	September, 2019 to December, 2019	100% complete but not operational	Stalls will be issued once contractor is paid
7	Construction of nandi hills modern market stalls	Nandi hills	Substructures, planking and strutting, steel works, roofing, rain water disposal	1.5M	738,000	Goldstar international co. ltd	0	September 2019 to December 2019	100% complete but not operational	Stalls are to be issued once the contractor has been paid
8	Construction of baraton modern market stalls	Chemunddu/ kapngetuny	Substructures, planking and strutting, steel works, roofing, rain water disposal	4M	3,963,450	Mocam investment co. ltd	0	February 2020 to June 2020	80% complete	Ongoing project delayed due to retendering process
9	Construction of kabiyet modern market stalls	Kabiyet	Substructures, planking and strutting, steel works, roofing, rain water disposal	4M	3,969,900	Raintiers global solutions ltd		February 2020 to June 2020	70% complete	Ongoing project delayed due to retendering process
10	Construction of mosoriot bus park	Lelmokwo ngechek	Substructure, site clearence earthwork and excavation, excavation for open	4M	3,733,230	Competency group company limited	3,733,230	February 2018 to June 2018	100% complete as per the BQ	Tarmacking of the bus park has not been done

			drains round the facility, installations of culverts, quarry dust							
11	Construction of chepterit boda boda shade	kosirai	Roof and support						100% complete and operational	Target met
12	Construction of chebarbar boda boda shade	Kosirai	Roof and support	2M	128,788	Norsca co. ltd	128,788	February 2018 to June 2018	100% complete and operational	It has achieved its objective
13	Construction of kabiyet boda boda shade	Kabiyet	Roof and support		144,800	Rortech company limited	144,800	February 2018 to June 2018	100% complete and operational	It has achieved its objective
14	Construction of kabisaga boda boda shade	Kabisaga	Roof and support		148,500	Rortech company limited	148,500	February 2018 to June 2018	100% complete and operational	It has achieved its objective
15	Construction of poto poto boda boda shade	Chemelil/ chemase	Roof and support		148,050	Freko suppliers	148,050	February 2018 to June 2018	100% complete and operational	It has achieved its objective
16	Construction of kibukwo jnx boda boda shade	Songhor/soba	Roof and support		139,600	Baramar enterprises limited	139,600	February 2018 to June 2018	100% complete and operational	It has achieved its objective
17	Construction of maraba centre	Songhor/soba	Roof and support			Sevico agencies	139,600	February 2018 to June 2018	100% complete and operational	It has achieved its objective

	boda boda shade									
18	Construction of kiropket boda boda shade	Kapsabet	Roof and support		142,550	Talai logistics		February 2018 to June 2018	Yet to start	Site identification challenges
19	Construction of chepsonoi boda boda shade	Kapkangani	Roof and support		148,050	Freko suppliers	148,050	February 2018 to June 2018	100% complete and operational	It has achieved its objective
20	Construction of himaki boda boda shade	Chepkunyuk	Roof and support		127,400	Kapngetuny agencies	127,400	February 2018 to June 2018	100% complete and operational	It has achieved its objective
21	Construction of lessos centre boda boda shade	Lessos	Roof and support		127,400	Kapngetuny agencies	127,400	February 2018 to June 2018	100% complete and operational	It has achieved its objective
22	Construction of kipsigak jun boda boda shade	Kilibwoni	Roof and support		148,050	Freko suppliers	148,050	February 2018 to June 2018	100% complete and operational	It has achieved its objective
23	Construction of ndurio boda boda shade	Koyo/ ndurio	Roof and support		145,000	Harman auto limited	145,000	February 2018 to June 2018	100% complete and operational	It has achieved its objective
24	Construction of mugundoi boda boda shade	Nandi hills	Roof and support		127,400	Kapngetuny agencies	127,400	February 2018 to June 2018	100% complete and operational	It has achieved its objective
25	Construction of kebulonik boda boda shade	Sangalo/ kebulonik	Roof and support		144,800	Rortech company limited	144,800	February 2018 to June 2018	100% complete and operational	It has achieved its objective

26	Construction of kabiyet ablution block	Kabiyet	Substructure, frame, roofing, external and internal walling, doors, finishes	1M	998,170	Caxons dis and works limited	998,170	February 2018 to June 2018	100% complete and operational	target met
27	Construction of maraba ablution block	Songhor/soba	Substructure, frame, roofing, external and internal walling, doors, finishes	1M	996,234	Mega company limited	996,234	February 2018 to June 2018	100% complete and operational	It has achieved its objective
28	Construction of nandi hills ablution block	Nandi hills	Substructure, frame, roofing, external and internal walling, doors, finishes	1M	1,198,000		1,198,000	February 2018 to June 2018	100% complete but not operational	
29	Construction of maraba modern market stalls	Songhor/soba	Substructures, planking and strutting, steel works, roofing, rain water disposal	3.5M	2,928,150	Link up enterprise limited	2,928,150	February 2018 to June 2018	100% complete and operational	The project has achieved its objective
2018/2019 FY PROJECTS										
1	Establishment of textile and apparel unit	Mosoriot Lelmokwo/ngecheck		50M	50M	Shiv construction company limited	41M		70% phase 1 complete	Its ongoing
2	Construction of kilibwoni typical	Kilibwoni	Substructure -Steel columns	1.4M	1,047,700	Talai logistics limited	0	September 2018 to February 2019	100% complete but not	Yet to be issued

	rural market stalls		-External and internal walling -Finishes Electrical works -Roofing						operational	
3	Construction of lessos modern market stalls	lessos	Substructures, planking and strutting, steel works, roofing, rain water disposal	1.6M	3,080,200	Salami general suppliers	0	September 2018 to February 2019	100% complete but not operational	Yet to be issued
4	Construction of chemursoi typical rural market stalls	Chemelil chemase	Substructure -Steel columns -External and internal walling -Finishes Electrical works -Roofing	1.4M	1,184,200	Ellyne holding limited	0	September 2018 to February 2019	100% complete but not operational	Yet to be issued though t needs an ablution block
5	Construction of ndurio typical rural market stalls	Koyo/ndurio	Substructure -Steel columns -External and internal walling -Finishes Electrical works -Roofing	1.4M	1,198,780	Barmar enterprices	0	September 2018 to February 2019		
6	Construction of kabiemit typical rural	Ndalat	Substructure -Steel columns	1.4M	1,199,050	Kipkenda venture limited	0	September 2018 to February 2019	100% complete but not operational	

	market stalls		-External and internal walling -Finishes Electrical works -Roofing							
7	Construction of kaptel typical rural market stalls	Kaptel/ kamoiywo	Substructure -Steel columns -External and internal walling -Finishes Electrical works -Roofing	1.4M	1,234,610	Onsite developed limited	0	September 2018 to February 2019		
8	Construction of kiropket typical rural market stalls	Kapsabet	Substructure -Steel columns -External and internal walling -Finishes Electrical works -Roofing	1.4M	1,181,050	Ketkir construction limited	0	September 2018 to February 2019	Yet to start	
9	Construction maraba jua kali shade	Songhor/soba	Substructures (all Provisionals) -Frame -Roofing -Doors -External and internal walling -Finishes	1.6M	1,538,090	Mashuur construction limited	0	September 2018 to February 2019	10% complete	The project has stalled

10	Construction kobujoi jua kali shade	Kobujoi	Substructures (all Provisionals) -Frame -Roofing -Doors -External and internal walling -Finishes	1.6M	1,555,090	Statu investment limited	0	September 2018 to February 2019	Yet to start	The project is yet to be retendered
11	Construction of koilot jua kali shade	lessos	Substructures (all Provisionals) -Frame -Roofing -Doors -External and internal walling -Finishes	1.6M	1,658,498	Sekenya limited	0	September 2018 to February 2019	Yet to start	Project is under process of retendering
12	Construction chepterwai jua kali shade	Chepterwai	Substructures (all Provisionals) -Frame -Roofing -Doors -External and internal walling -Finishes	1.6M	2,090,828	Winsome Kenya limited	0	September 2018 to February 2019		
13	Construction kurgung jua kali shade	Kurgung surungai	Substructures(all Provisionals) -Frame -Roofing -Doors -External and internal walling	1.6M	1,531,330	Optimax group limited	0	September 2018 to February 2019	100% complete but not operational	Project yet to be issued

			-Finishes							
14	Establishment of business incubation centre	Kapsabet		3M	3,011,180	Mq rapid solution limited	0	September 2018 to February 2019	Yet to start.	Contractor has delayed reporting to the site
2019/2020 FY										
1	Equipping textile and apparel unit	Lelmokwo ngechek	Equipping	10M	10M	Shiv construction co. ltd	0		Yet to be equipped	Waiting for an apparel unit to be complete
2	Equipping weight and measures workshop	Kapsabet, trade department headquarters	Equipping	2M	2M	Scales and softwares co. ltd	0	September 2019 to December 2019	100% complete Weight and measures standards supplies	The measures standards already being use for service provision